Sigla identificazione — *Identification mark*

IT — EN

RNB 80 20A 4A75 C181 3

❶ ❷ ❸ ❹ ❺ ❻ ❼ ❽

❶ **Modello pompa**
RNB Pompa asse nudo/asse nudo su base
RNL Pompa lanternata
RNM Pompa monoblocco

❶ ***Pump type:***
RNB Bare shaft pump/bare shaft pump on base
RNL Lantern bracket pump
RNM Closed coupled pump

❷ **Grandezza pompa**

❷ ***Pump size***

❸ **Riduzione girante**
"A" diametro massimo
"B" 1° riduzione
"C" 2° riduzione
"AR" riduzione intermedia (tra A e B)

❸ ***Impeller trim***
"A" maximum diameter
"B" 1° trim
"C" 2° trim
"AR" intermediate trim (between A and B)

❹ **Polarità motore**
0000= pompa asse nudo senza base
2 = motore elettrico a 2 poli
4 = motore elettrico a 4 poli
6 = motore elettrico a 6 poli
8 = motore elettrico a 8 poli

❹ **Motor polarity**
0000= *bare shaft pump without base*
2 = 2 poles electric motor
4 = 4 poles electric motor
6 = 6 poles electric motor
8 = 8 poles electric motor

❺ **Potenza motore elettrico**
0000= pompa asse nudo senza base

❺ ***Electric motor power***
0000= *bare shaft pump without base*

A - 0.25 → 0.75 kW

B - 1.1 → 9.2 kW

C - 11 → 90 kW

D - 110 → 400 kW

KW	0.25	0.37	0.55	0.75
Cod.	A25	A37	A55	A75

KW	1.1	1.5	2.2	3.0	4.0	5.5	7.5	9.2
Cod.	B11	B15	B22	B30	B40	B55	B75	B92

KW	11	15	18.5	22	30	37	45	55	75	90
Cod.	C11	C15	C18	C22	C30	C37	C45	C55	C75	C90

KW	110	132	160	200	225	250	280	315	355	400
Cod.	D11	D13	D16	D20	D22	D25	D28	D31	D35	D40

❻ **Sistema di tenuta**
Esecuzione **M** : Tenuta meccanica singola
Esecuzione **B** : Tenuta a baderna senza flussaggio
Vedere tabella dispositivi di raffreddamento (o riscaldamento) e di tenuta

❻ ***Sealing system***
M Execution : *Single mechanical seal*
B *Execution : Gland packing without flushing*
See cooling (or heating) devices table or seal table

❼ **Codice tenuta meccanica primaria**

Nota
Per esecuzioni "B" e "S"=000
Per esecuzione "K" =999

❼ ***Primary mechanical seal Code***

Note
For "B" and "S" executions=000
For "K" execution=999

❽ **Codice componenti principali della pompa**

❽ ***Identification code for pump's parts***

DESCRIZIONE	DESCRIPTION	CODICE MATERIALE POMPA - *PUMPS MATERIAL CODE*
		1
CORPO	CASING	G200
COPERCHIO CORPO	CASING COVER	G200
GIRANTE	IMPELLER	G200/BRASS
ALBERO	SHAFT	AISI 430
PIEDE SOSTEGNO	SUPPORT FOOT	FE 37
LANTERNA	LANTERN BRACKET	G200
COPERCHIO TENUTA SINGOLA	SINGLE MECHANICAL SEAL COVER	G200
OGIVA GIRANTE	IMPELLER HUB	BRASS
PIASTRA USURA	WEAR RING	AISI 316L

Intercambiabilità componenti-*Interchangeability of parts*

TIPO	Corpo supporto			Albero pompa					Cuscinetti				Tenuta sull'albero		
	1	2	3	I	II	III	IV	V	6207 Z 6306 Z	6207 Z 3306	6309 Z 3309	6311 Z 3311	Ø 32	Ø 40	Ø 50
RN,RN4 32-125	•			•					•				•		
RN,RN4 32-160	•				•				•				•		
RN,RN4 32-200	•				•				•				•		
RN,RN4 40-125	•				•				•				•		
RN,RN4 40-160	•				•				•				•		
RN,RN4 40-200C	•				•				•				•		
RN,RN4 40-200A-AR-B	•					•				•			•		
RN,RN4 40-250	•					•				•			•		
RN,RN4 50-125	•				•				•				•		
RN,RN4 50-160	•					•				•			•		
RN,RN4 50-200	•					•				•			•		
RN,RN4 50-250	•					•				•			•		
RN,RN4 65-125E	•				•				•				•		
RN,RN4 65-125A-C	•					•				•			•		
RN,RN4 65-160	•					•				•			•		
RN,RN4 65-200	•					•				•			•		
RN,RN4 65-250		•					•				•			•	
RN4 65-315		•					•				•			•	
RN,RN4 80-160	•					•				•			•		
RN,RN4 80-200		•					•				•			•	
RN,RN4 80-250		•					•				•			•	
RN4 80-315		•					•				•			•	
RN4 80-400			•					•				•			•
RN,RN4 100-200		•					•				•			•	
RN,RN4 100-250		•					•				•			•	
RN4 100-315		•					•				•			•	
RN4 100-400			•					•				•			•
RN4 125-250		•					•				•			•	
RN4 125-315			•					•				•			•
RN4 125-400			•					•				•			•
RN4 150-315			•					•				•			•
RN4 150-400			•					•				•			•

Velocità di rotazione massima ammessa- *Maximum permissible rotation speed*

3600 1/min	**3000** 1/min	**1800** 1/min
32-125 32-160 32-200 40-125 40-160 40-200 50-125 50-160 50-200 65-125 65-160 80-200 100-200	40-250 50-250 65-200 65-250 80-160 80-250 100-250	65-315 80-315 80-400 100-315 100-400 125-250 125-315 125-400 150-315 150-400

I dati indicati non sono impegnativi e possono cambiare con le condizioni di lavoro
Technical data are indicative and they can change according to pump work

Sezione con nomenclatura asse nudo

Bare shaft sectional view and nomenclature

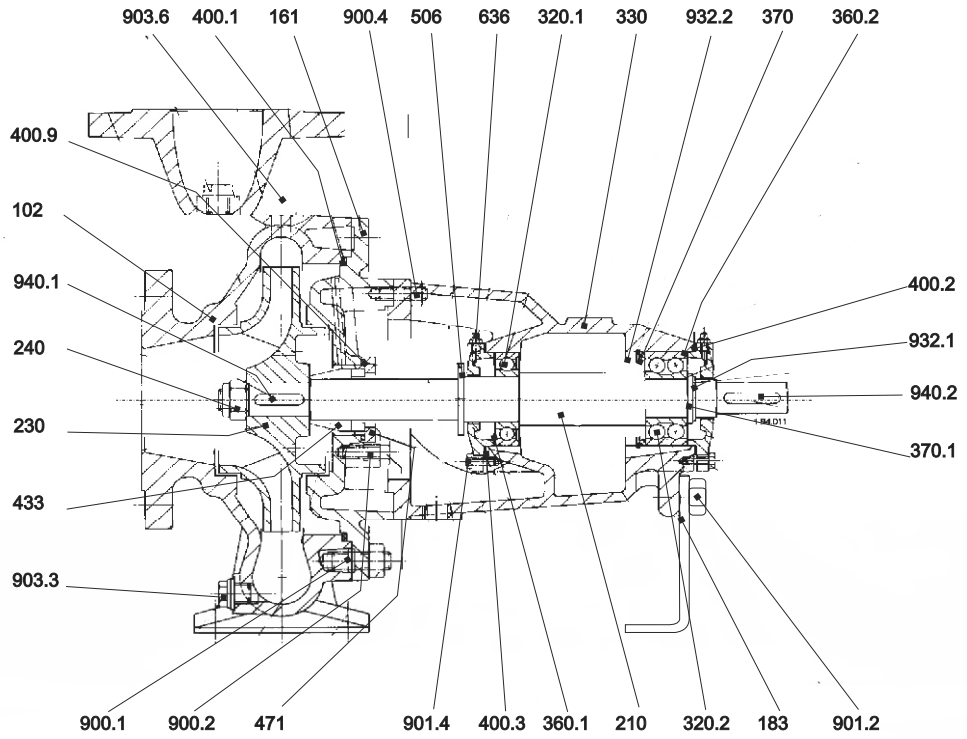

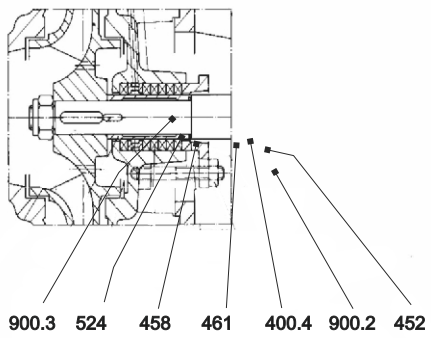

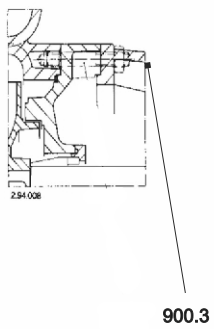

N.	DESCRIZIONE	DESCRIPTION
102	Corpo	Casing
161	Coperchio del corpo	Casing cover
183	Piede di appoggio	Support foot
210	Albero	Shaft
230	Girante	Impeller
240	Dado di bloccaggio girante	Impeller Nut
320.1	Cuscinetto a sfere l.o.c.	Ball bearing N.D.S.
320.2	Cuscinetto a sfere l.c.	Ball bearing D.S.
330	Supporto	Bearing housing
360.1	Coperchio cuscinetto l.o.c.	Bearing cover N.D.S.
360.2	Coperchio cuscinetto l.c.	Bearing cover D.S.
370	Distanziale cuscinetto	Bearing spacer
370.1	Distanziale cuscinetto	Bearing spacer
400.1	Guarnizione del corpo	Casing gasket
400.2	Guarnizione coperchio cuscinetto l.c.	Bearing cover gasketl D.S.
400.3	Guarnizione coperchio cuscinetto l.o.c.	Bearing cover gasket N.D.S.
400.4	Guarnizione camicia	Sleeve gasket
400.9	Guarnizione tenuta meccanica	Mechanical seal gasket
452	Premitreccia	Packing gland

N.	DESCRIZIONE	DESCRIPTION
458	Anello idraulico	Lantern ring
433	Tenuta meccanica	Mechanical seal
461	Baderna	Packing ring
471	Coperchio tenuta meccanica	Mechanical seal cover
506	Paraspruzzi	Deflector
524	Camicia albero	Shaft sleeve
636	Ingrassatore	Grease nipple
900.1	Prigioniero con dado	Stud with nut
900.2	Prigioniero con dado	Stud with nut
900.3	Prigioniero con dado	Stud with nut
900.4	Prigioniero con dado	Stud with nut
901.2	Vite T.E.	Hex head screw
901.4	Vite T.E.	Hex head srew
903.3	Tappo drenaggio	Drain plug
903.6	Tappo di adescamento con rondella	Primingplug & washer
932.1	Seeger supporto	Circlip for a bore
932.2	Seeger albero	Circlip for a shaft
940.1	Linguetta girante	Impeller key
940.2	Linguetta giunto	Coupling key

Sezione con nomenclatura lanternata

Lantern bracket sectional view and nomenclature

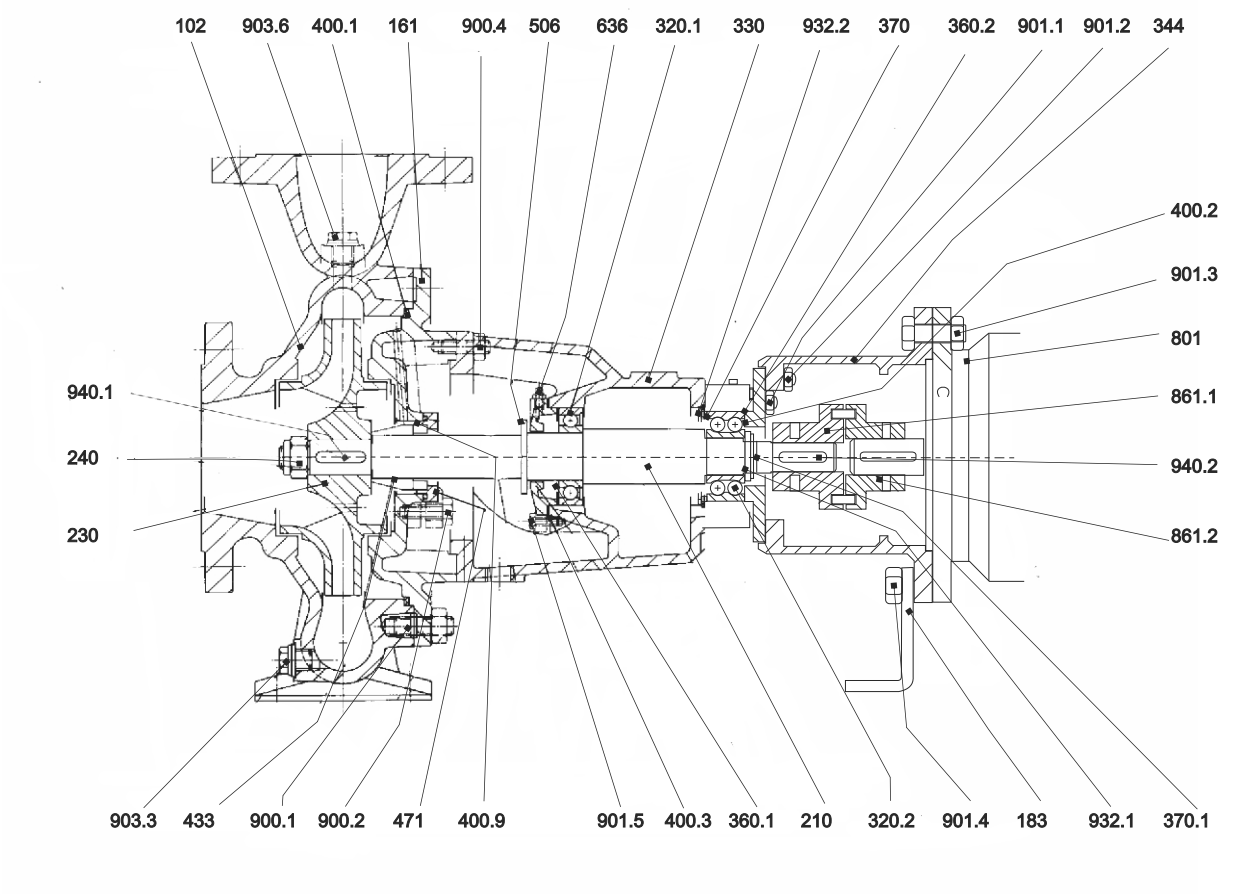

N.	DESCRIZIONE	DESCRIPTION
102	Corpo	Casing
161	Coperchio del corpo	Casing cover
183	Piede di appoggio	Support foot
210	Albero	Shaft
230	Girante	Impeller
240	Dado di bloccaggio girante	Impeller Nut
320.1	Cuscinetto a sfere l.o.c.	Ball bearing N.D.S.
320.2	Cuscinetto a sfere l.c.	Ball bearing D.S.
330	Supporto	Bearing housing
344	Lanterna motore	Lantern bracket
360.1	Coperchio cuscinetto l.o.c.	Bearing cover N.D.S.
360.2	Coperchio cuscinetto l.c.	Bearing cover D.S.
370	Distanziale cuscinetto	Bearing spacer
370.1	Distanziale cuscinetto	Bearing spacer
400.1	Guarnizione del corpo	Casing gasket
400.2	Guarnizione coperchio cuscinetto l.c.	Bearing cover gasketl D.S.
400.3	Guarnizione coperchio cuscinetto l.o.c.	Bearing cover gasket N.D.S.
400.9	Guarnizione tenuta meccanica	Mechanical seal gasket
433	Tenuta meccanica	Mechanical seal
471	Coperchio tenuta meccanica	Mechanical seal cover

N.	DESCRIZIONE	DESCRIPTION
506	Paraspruzzi	Deflector
636	Ingrassatore	Grease nipple
801	Motore elettrico	Electric motor
861.1	Semi giunto lato pompa	Half coupling pump side
861.2	Semi giunto lato motore	Half coupling motor side
900.1	Prigioniero con dado	Stud with nut
900.2	Prigioniero con dado	Stud with nut
900.4	Prigioniero con dado	Stud with nut
901.1	Vite T.E.	Hex head srew
901.2	Vite T.E.	Hex head srew
901.3	Vite T.E.	Hex head srew
901.4	Vite T.E.	Hex head srew
901.5	Vite T.E.	Hex head srew
903.3	Tappo drenaggio	Drain plug
903.6	Tappo di adescamento con rondella	Primingplug & washer
932.1	Seeger supporto	Circlip for a bore
932.2	Seeger albero	Circlip for a shaft
940.1	Linguetta girante	Impeller key
940.2	Linguetta giunto	Coupling key

SALVATORE ROBUSCHI POMPE PARMA

Closed impeller

Girante chiusa

RNM

T-2072 / 17.01.14

Sezione con nomenclatura monoblocco

Close coupled sectional view and nomenclature

Grandezze - Size : **32-125, 32-160, 32-200, 40-125, 40-160, 40-200, 40-250, 50-125, 50-160, 50-200, 50-250,** 65-160, 65-200, 65-250, 65-315, 80-160, 80-200, 80-250, 100-200, 100-250, 125-250

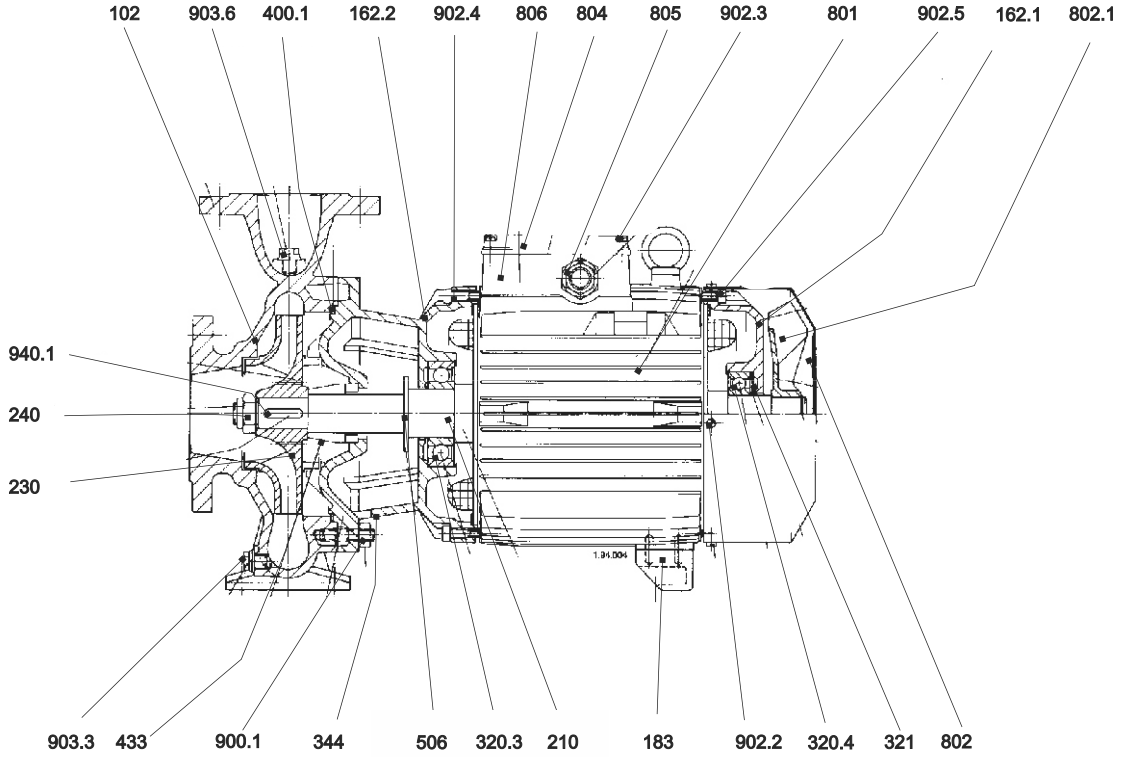

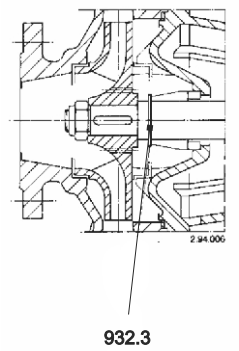

N.	DESCRIZIONE	DESCRIPTION
102	Corpo	Casing
162.1	Coperchio motore lato pompa	Motor cover, pump side
162.2	Coperchio motore lato ventola	Motor cover, fan side
183	Piede di appoggio	Support foot
210	Albero	Shaft
230	Girante	Impeller
240	Dado di bloccaggio girante	Impeller Nut
320.3	Cuscinetto a sfere lato pompa	Pump side ball bearing
320.4	Cuscinetto a sfere lato ventola	Fan side ball bearing
321	Molla di conpensazione	Compensin spring
344	Lanterna motore	Lantern bracket
400.1	Guarnizione del corpo	Casing gasket
433	Tenuta meccanica	Mechanical seal
506	Paraspruzzi	Deflector
801	Carcassa motore	Motor casing

N.	DESCRIZIONE	DESCRIPTION
802	Calotta	Fan cover
802.1	Ventola	Motor fan
804	Coperchio scatola morsetti	Terminal box cover
805	Anello passacavo o pressacavo	Cable gland
806	Scatola morsetti	Terminal box
900.1	Prigioniero con dado	Stud with nut
902.2	Vite	Screw
902.3	Vite	Screw
902.4	Vite	Screw
902.5	Vite	Screw
903.3	Tappo drenaggio	Drain plug
903.6	Tappo di adescamento con rondella	Primingplug & washer
932.1	Seeger supporto	Circlip for a bore
932.2	Seeger albero	Circlip for a shaft
940.1	Linguetta girante	Impeller key

SALVATORE ROBUSCHI POMPE PARMA

Closed impeller

Girante chiusa

RNM

T-2073 / 17.01.14

Sezione con nomenclatura monoblocco

Close coupled sectional view and nomenclature

Grandezze - *Size :* **40-250, 50-200, 50-250, 65-160, 65-200, 65-250, 65-315, 80-160, 80-200, 80-250, 80-315, 80-400,** 100-200, 100-250, 100-315, 100-400, 125-250, 125-315, 125-400, 150-315, 150-400

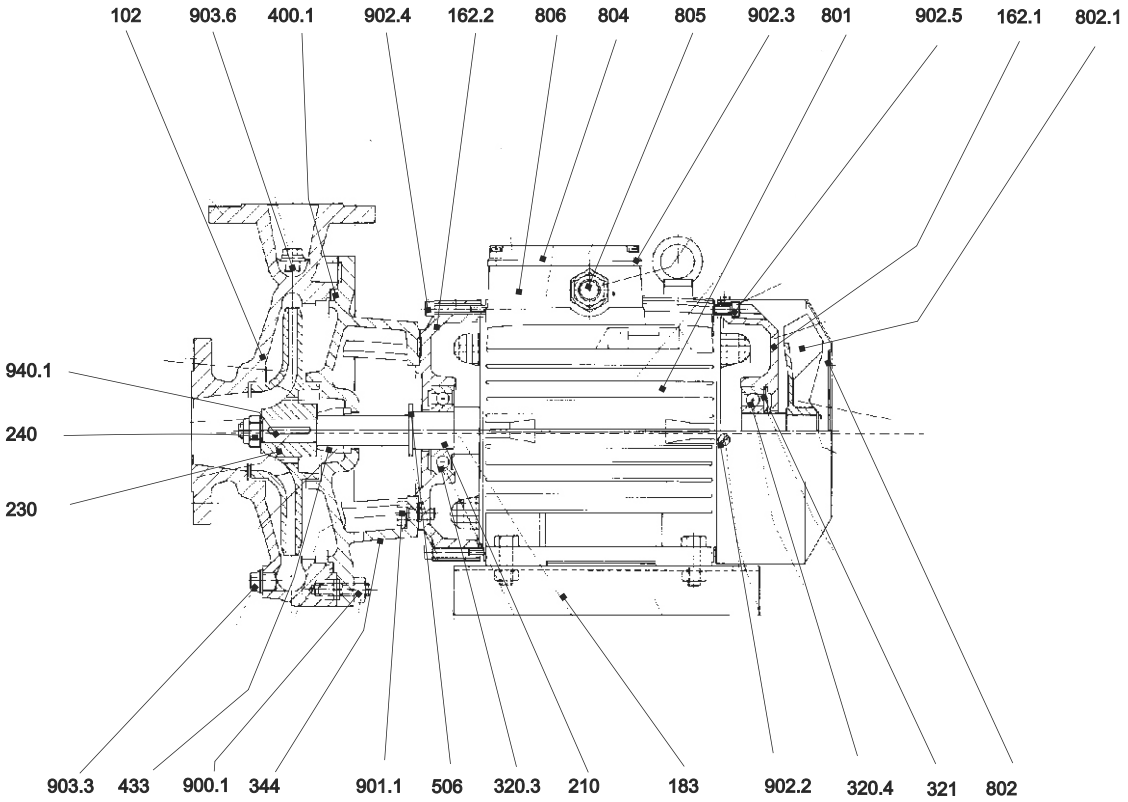

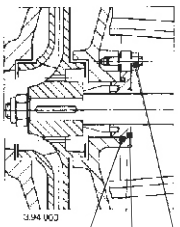

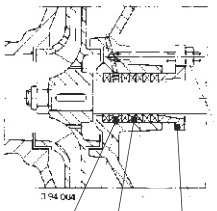

N.	DESCRIZIONE	DESCRIPTION
102	Corpo	Casing
162.1	Coperchio motore lato pompa	Motor cover, pump side
162.2	Coperchio motore lato ventola	Motor cover, fan side
183	Piede di appoggio	Support foot
210	Albero	Shaft
230	Girante	Impeller
240	Dado di bloccaggio girante	Impeller Nut
320.3	Cuscinetto a sfere lato pompa	Pump side ball bearing
320.4	Cuscinetto a sfere lato ventola	Fan side ball bearing
321	Molla di conpensazione	Compensin spring
344	Lanterna motore	Lantern bracket
400.1	Guarnizione del corpo	Casing gasket
412.1	O-ring	O-ring
452	Premitreccia	Packing gland
458	Anello idraulico	Lantern ring
460	Tenuta meccanica	Mechanical seal
461	Baderna	Packing ring

N.	DESCRIZIONE	DESCRIPTION
471	Coperchio tenuta meccanica	Mechanical seal cover
506	Paraspruzzi	Deflector
801	Carcassa motore	Motor casing
802	Calotta	Fan cover
804	Coperchio scatola morsetti	Terminal box cover
805	Anello passacavo o pressacavo	Cable gland
806	Scatola morsetti	Terminal box
900.1	Prigioniero con dado	Stud with nut
901.1	Vite T.E.	Hex head srew
902.1	Vite	Screw
902.2	Vite	Screw
902.3	Vite	Screw
902.4	Vite	Screw
902.5	Vite	Screw
903.3	Tappo drenaggio	Drain plug
903.6	Tappo di adescamento con rondella	Primingplug & washer
940.1	Linguetta girante	Impeller key

SALVATORE ROBUSCHI POMPE PARMA

Closed impeller

Girante chiusa

RNM

T-2074 / 17.01.14

Sezione con nomenclatura monoblocco

Close coupled sectional view and nomenclature

Grandezze - Size : **1, 2 , 3, 10, 11, 12, 17, 20-160, 25-12, 25-160, 25-200**

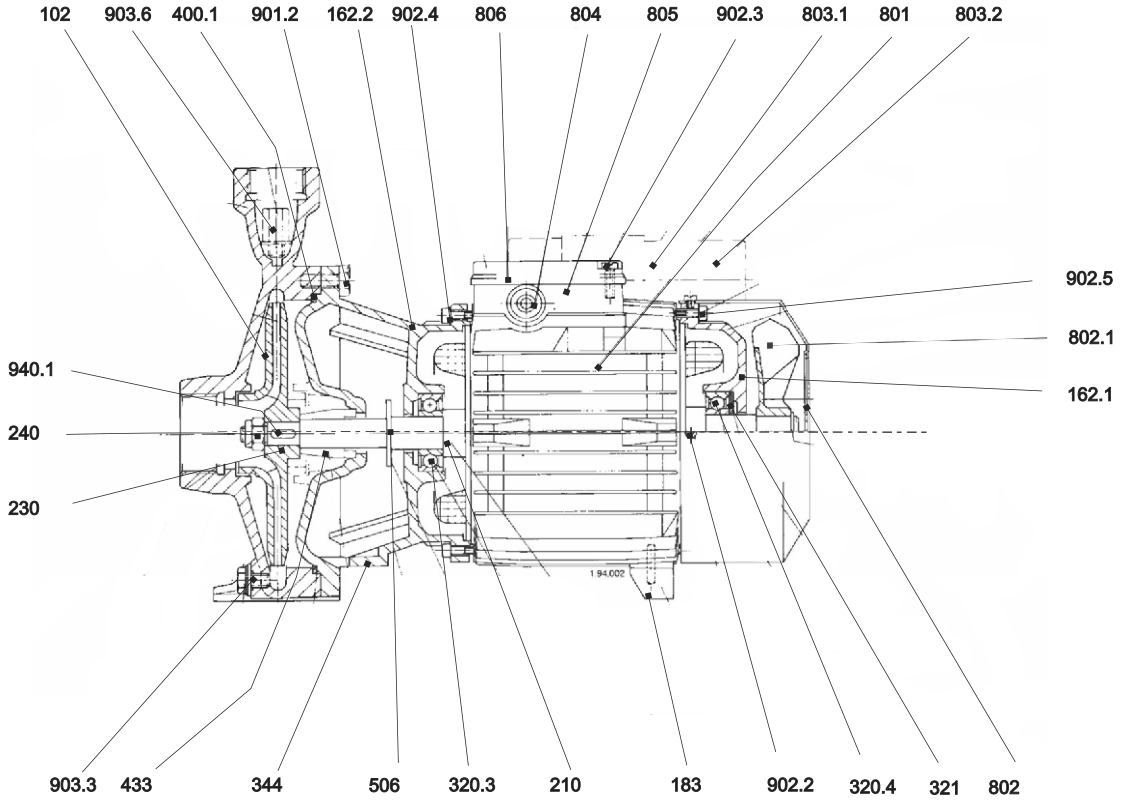

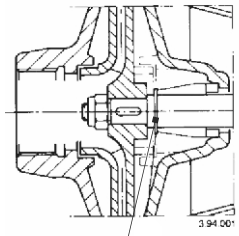

N.	DESCRIZIONE	DESCRIPTION
102	Corpo	Casing
162.1	Coperchio motore lato pompa	Motor cover, pump side
162.2	Coperchio motore lato ventola	Motor cover, fan side
183	Piede di appoggio	Support foot
210	Albero	Shaft
230	Girante	Impeller
240	Dado di bloccaggio girante	Impeller Nut
320.3	Cuscinetto a sfere lato pompa	Pump side ball bearing
320.4	Cuscinetto a sfere lato ventola	Fan side ball bearing
321	Molla di conpensazione	Compensin spring
344	Lanterna motore	Lantern bracket
400.1	Guarnizione del corpo	Casing gasket
460	Tenuta meccanica	Mechanical seal
506	Paraspruzzi	Deflector
801	Carcassa motore	Motor casing
802	Calotta	Fan cover

N.	DESCRIZIONE	DESCRIPTION
802.1	Ventola	Motor fan
803.1	Condensatore	Capacitor
803.2	Collare condensatore	Capacitor collar
804	Coperchio scatola morsetti	Terminal box cover
805	Anello passacavo o pressacavo	Cable gland
806	Scatola morsetti	Terminal box
901.1	Vite T.E.	Hex head srew
902.2	Vite	Screw
902.3	Vite	Screw
902.4	Vite	Screw
902.5	Vite	Screw
903.3	Tappo drenaggio	Drain plug
903.6	Tappo di adescamento con rondella	Primingplug & washer
932.3	Anello di sicurezza tenuta meccanica	Circlip for a mechanical seal
940.1	Linguetta girante	Impeller key

Sezione con nomenclatura monoblocco

Close coupled sectional view and nomenclature

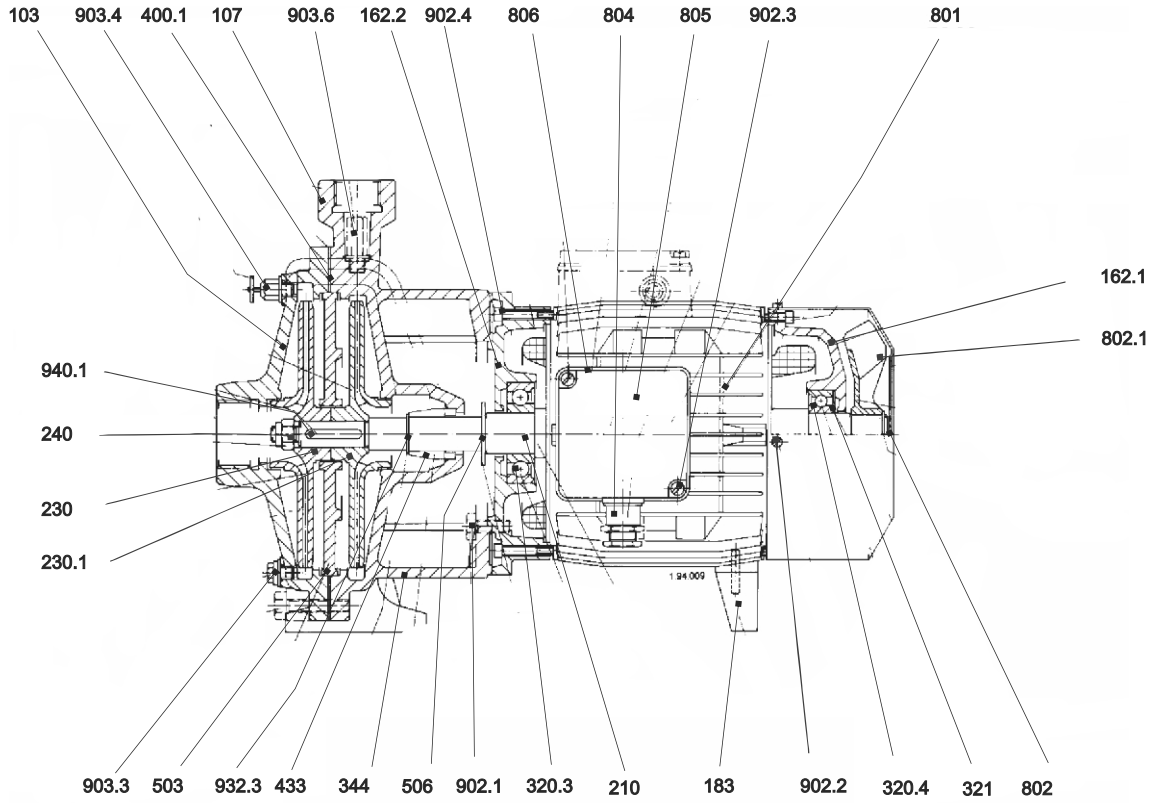

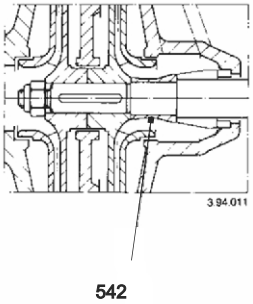

N.	DESCRIZIONE	DESCRIPTION
103	Corpo aspirante	Suction casing
107	Corpo premente	Discharge casing
162.1	Coperchio motore lato pompa	Motor cover, pump side
162.2	Coperchio motore lato ventola	Motor cover, fan side
183	Piede di appoggio	Support foot
210	Albero	Shaft
230	Girante	Impeller
230.1	Girante secondo stadio	Delivery side impeller
240	Dado di bloccaggio girante	Impeller Nut
320.3	Cuscinetto a sfere lato pompa	Pump side ball bearing
320.4	Cuscinetto a sfere lato ventola	Fan side ball bearing
321	Molla di conpensazione	Compensin spring
344	Lanterna motore	Lantern bracket
400.1	Guarnizione del corpo	Casing gasket
460	Tenuta meccanica	Mechanical seal
503	Disco separatore	Interstage plate
506	Paraspruzzi	Deflector

N.	DESCRIZIONE	DESCRIPTION
542	Bussola di fondo	Bottom sleeve
801	Carcassa motore	Motor casing
802	Calotta	Fan cover
802.1	Ventola	Motor fan
804	Coperchio scatola morsetti	Terminal box cover
805	Anello passacavo o pressacavo	Cable gland
806	Scatola morsetti	Terminal box
902.1	Vite	Screw
902.2	Vite	Screw
902.3	Vite	Screw
902.4	Vite	Screw
903.3	Tappo drenaggio	Drain plug
903.4	Valvola di sfiato con rondella	Air release with washer
903.6	Tappo di adescamento con rondella	Primingplug & washer
932.3	Anello di sicurezza	Circlip
940.1	Linguetta girante	Impeller key

Ingombri asse nudo

Bare shaft overall dimensions

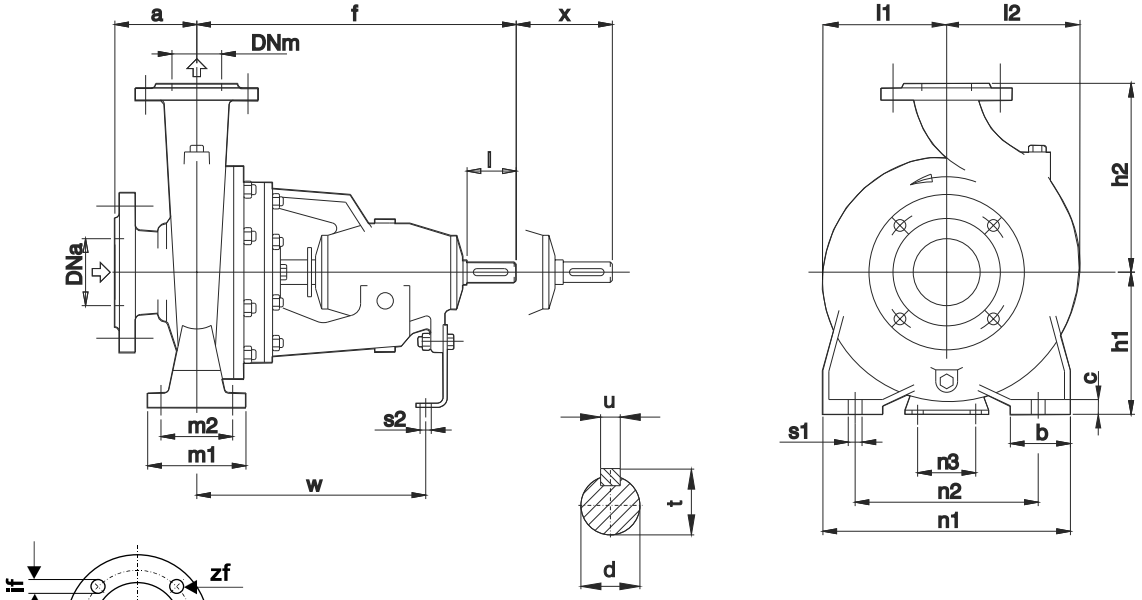

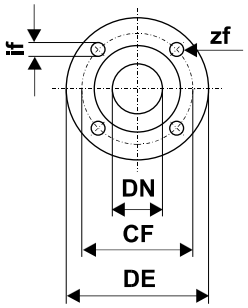

Dimensioni Flange - *Dimensions Flanges* EN 1092-2 PN 10									
DNa - DNm	**32**	**40**	**50**	**65**	**80**	**100**	**125**	**150**	**200**
CF	100	110	125	145	160	180	210	240	295
DE	140	150	165	185	200	220	250	285	340
if	19	19	19	19	19	19	19	23	23
zf	4	4	4	4	8	8	8	8	8

Pompa tipo *Pump size*	Supporto *Bearing Housing*	DIMENSIONI - *DIMENSIONS [mm]*																							Peso *Weight* [kg]
		Dna	Dnm	a	f	h1	h2	b	c	m1	m2	n1	n2	n3	s1	s2	w	d	l	t	u	l1	l2	x[a]	
32-12	32	50	32	80	360	112	140	50	14	100	70	190	140	110	14	14	260	24	50	27	8	93	97	100	31
32-16	32	50	32	80	360	132	160	50	18	100	70	240	190	110	14	14	260	24	50	27	8	120	120	100	38
32-20	32	50	32	80	360	160	180	50	18	100	70	240	190	110	14	14	260	24	50	27	8	140	140	100	45
40-12	32	65	40	80	360	112	140	50	18	100	70	210	160	110	14	14	260	24	50	27	8	100	113	100	34
40-16	32	65	40	80	360	132	160	50	18	100	70	240	190	110	14	14	260	24	50	27	8	119	119	100	40
40-20	32	65	40	100	360	160	180	50	18	100	70	265	212	110	14	14	260	24	50	27	8	140	140	100	48
40-25	32	65	40	100	360	180	225	65	19	125	95	320	250	110	14	14	260	24	50	27	8	175	175	100	62
50-12	32	65	50	100	360	132	160	50	18	100	70	240	190	110	14	14	260	24	50	27	8	121	137	100	44
50-16	32	65	50	100	360	160	180	50	18	100	70	265	212	110	14	14	260	24	50	27	8	127	141	100	46
50-20	32	65	50	100	360	160	200	50	18	100	70	265	212	110	14	14	260	24	50	27	8	140	153	100	52
50-25	32	65	50	100	360	180	225	65	19	125	95	320	250	110	14	14	260	24	50	27	8	175	175	100	64
65-12	32	80	65	100	360	160	180	65	19	125	95	280	212	110	14	14	260	24	50	27	8	134	155	100	52
65-16	32	80	65	100	360	160	200	65	19	125	95	280	212	110	14	14	260	24	50	27	8	150	172	100	52
65-20	32	80	65	100	360	180	225	65	19	125	95	320	250	110	14	14	260	24	50	27	8	155	175	140	60
65-25	40	80	65	100	470	200	250	80	23	160	120	360	280	110	18	14	340	32	80	35	10	175	190	140	95
65-31	40	80	65	125	470	225	280	80	23	160	120	400	315	110	18	14	340	32	80	35	10	220	220	140	136
80-16	32	100	80	125	360	180	225	65	19	125	95	320	250	110	14	14	260	24	50	27	8	165	193	140	63
80-20	40	100	80	125	470	180	250	65	19	125	120	345	280	110	14	14	340	32	50	27	8	170	194	140	90
80-25	40	100	80	125	470	200	280	80	23	160	120	400	315	110	18	14	340	32	80	35	10	191	210	140	112
80-31	40	100	80	125	470	250	315	80	23	160	120	400	315	110	18	14	340	32	80	35	10	220	232	140	139
80-40	40	125	80	125	530	280	355	80	16	160	120	435	355	110	18	14	340	32	110	35	10	268	268	140	202
100-20	40	125	100	125	470	200	280	80	23	160	120	360	280	110	18	14	340	32	80	35	10	180	212	140	102
100-25	40	125	100	140	470	225	280	80	23	160	120	400	315	110	18	14	340	32	80	35	10	205	233	140	121
100-31	40	125	100	140	470	250	315	80	16	160	120	400	315	110	18	14	340	32	80	35	10	230	250	140	151
100-40	50	125	100	140	530	280	355	100	20	200	150	500	400	110	22	14	370	42	110	45	12	268	280	140	211
125-25	40	150	125	140	470	250	355	80	23	160	120	400	315	110	18	14	340	32	80	35	10	235	268	140	140
125-31	50	150	125	140	530	280	355	100	20	200	200	500	400	110	22	14	370	42	110	45	12	247	278	140	198
125-40	50	150	125	140	530	315	400	100	20	200	200	500	400	110	22	14	370	42	110	45	12	280	305	140	232
150-31	50	200	150	160	530	280	400	100	20	200	200	550	450	110	22	14	370	42	110	45	12	260	298	140	213
150-40	50	200	150	160	530	315	450	100	20	200	200	550	450	110	22	14	370	42	110	45	12	295	328	140	262

Quote e pesi suscettibili di variazione.
Dimensions and weights are subject to variations.

[a] Lunghezza del giunto spaziatore.
Spacer coupling's length.

Ingombri su base con giunto standard 2900 rpm — *Overall dimensions on base with standard coupling 2900rpm*

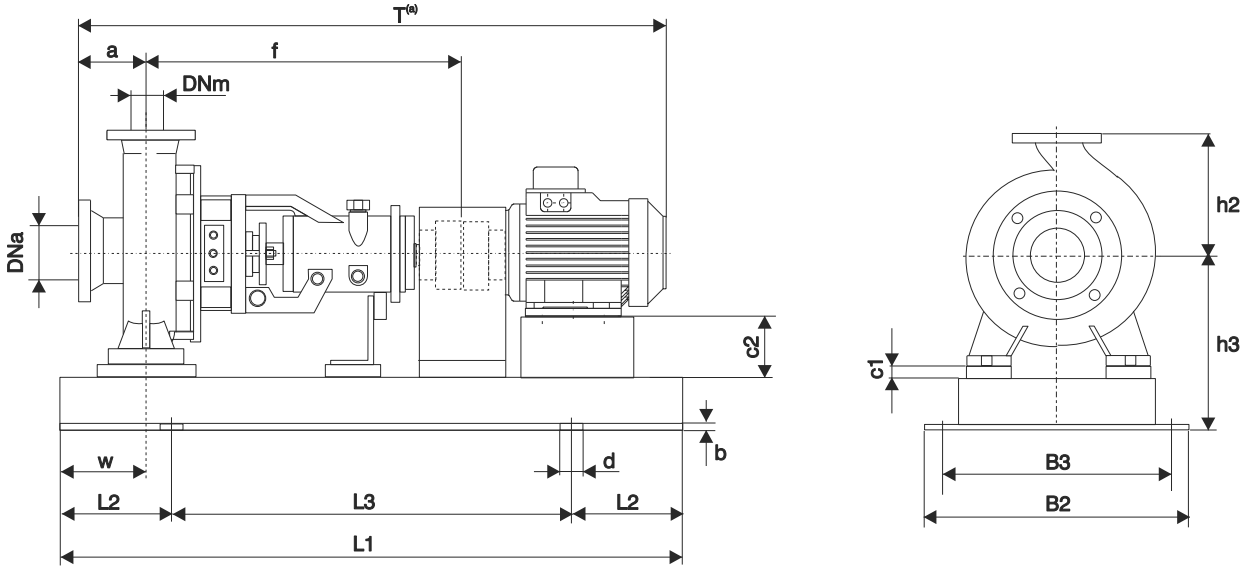

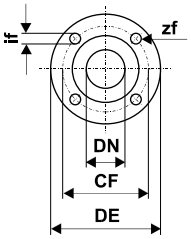

Dimensioni Flange - *Dimensions Flanges* EN 1092-2 PN 10							
DNa - DNm	**32**	**40**	**50**	**65**	**80**	**100**	**125**
CF	100	110	125	145	160	180	210
DE	140	150	165	185	200	220	250
if	19	19	19	19	19	19	19
zf	4	4	4	4	8	8	8

ACCOPPIAMENTO POTENZA - POLARITA' / GRANDEZZA MOTORE
POWER-POLARITY / MOTOR SIZE COUPLING

2POLI	Grand.	71	80	80	90S	90L	100L	112M	132S	132S	132M	160M	160M	160L	180M	200L	200L	225M	250M	280S	280M	315S	315M					
	kW	0,55	0,75	1,1	1,5	2,2	3	4	5,5	7,5	9,2	11	15	18,5	22	30	37	45	55	75	90	110	132					
4POLI	Grand.	80	80	90S	90L	100L	100L	112M	132S	132M	132M	160M	160L	180M	180L	200L	225S	225M	250M	280S	280M	315S	315M	315M	315L	355L	355L	355L
	kW	0,55	0,75	1,1	1,5	2,2	3	4	5,5	7,5	9,2	11	15	18,5	22	30	37	45	55	75	90	110	132	160	200	250	315	355
6POLI	Grand.	80	90S	90L	100L	112M	132S	132M	132M	160M	160L	180L	200L	200L	225L	250M	280S	280M	315S	315M	315M	315M						
	kW	0,55	0,75	1,1	1,5	2,2	3	4	5,5	7,5	11	15	18,5	22	30	37	45	55	75	90	110	132						

Pompa tipo *Pump size*	Grandezza motore *Motor size*		Base *Base plate*	DIMENSIONI - *DIMENSIONS [mm]*																			Peso *weight* [a] [kg]
				Dna	Dnm	a	f	h3	h2	L1	L2	L3	B2	B3	w	d	b	c1	c2	l1	l2	T(a)	
RNB 32-12F	71	0,55	1	50	32	80	360	172	140	750	120	510	355	320	60	19	30	0	41	93	97	686	59
RNB 32-12D	80	0,75	1	50	32	80	360	172	140	750	120	510	355	320	60	19	30	0	32	93	97	734	63
RNB 32-12A	80	1,1	1	50	32	80	360	172	140	750	120	510	355	320	60	19	30	0	32	93	97	734	63
RNB 32-12S	90S	1,5	1	50	32	80	360	172	140	750	120	510	355	320	60	19	30	0	22	93	97	754	65
RNB 32-16B	90S	1,5	1	50	32	80	360	192	160	750	120	510	355	320	60	19	30	0	42	120	120	754	72
RNB 32-16A	90L	2,2	1	50	32	80	360	192	160	750	120	510	355	320	60	19	30	0	42	120	120	779	75
RNB 32-20D	90L	2,2	1	50	32	80	360	220	180	750	120	510	355	320	60	19	30	0	70	140	140	779	82
RNB 32-20C	100L	3	1	50	32	80	360	220	180	750	120	510	355	320	60	19	30	0	60	140	140	829	88
RNB 32-20A	112M	4	1	50	32	80	360	220	180	750	120	510	355	320	60	19	30	0	48	140	140	845	98
RNB 40-12F	80	1,1	1	65	40	80	360	172	140	750	120	510	355	320	60	19	30	0	32	100	113	734	66
RNB 40-12C	90S	1,5	1	65	40	80	360	172	140	750	120	510	355	320	60	19	30	0	22	100	113	754	68
RNB 40-12A	90L	2,2	1	65	40	80	360	172	140	750	120	510	355	320	60	19	30	0	22	100	113	779	71

Quote e pesi suscettibili di variazione.
Dimensions and weights are subject to variations.

[a] Quota indicativa può variare in funzione della marca del motore
Not binding dimension that can change according to motor maker

Ingombri su base con giunto standard 2900 rpm

Overall dimensions on base with standard coupling 2900rpm

Pompa tipo *Pump size*	Grandezza motore *Motor size*		Base *Base plate*	DIMENSIONI - *DIMENSIONS [mm]*																			Peso *weight* [a] [kg]
				Dna	Dnm	a	f	h3	h2	L1	L2	L3	B2	B3	w	d	b	c1	c2	l1	l2	T[a]	
RNB 40-16C	90L	2,2	1	65	40	80	360	192	160	750	120	510	355	320	60	19	30	0	42	119	119	779	77
RNB 40-16B	100L	3	1	65	40	80	360	192	160	750	120	510	355	320	60	19	30	0	32	119	119	829	83
RNB 40-16A	112M	4	1	65	40	80	360	192	160	750	120	510	355	320	60	19	30	0	20	119	119	845	93
RNB 40-20C	112M	4	1	65	40	100	360	220	180	750	120	510	355	320	60	19	30	0	48	140	140	865	101
RNB 40-20B	132S	5,5	2	65	40	100	360	280	180	1000	170	660	400	360	60	19	30	0	28	140	140	939	133
RNB 40-20AR	132S	5,5	2	65	40	100	360	280	180	1000	170	660	400	360	60	19	30	0	28	140	140	939	133
RNB 40-20A	132S	7,5	2	65	40	100	360	280	180	1000	170	660	400	360	60	19	30	0	28	140	140	939	133
RNB 40-25C	132M	9,2	2	65	40	100	360	300	225	1000	170	660	400	360	75	19	30	0	48	175	175	977	164
RNB 40-25B	160M	11	3	65	40	100	360	300	225	1200	205	790	440	400	75	19	30	0	20	175	175	1074	234
RNB 40-25A	160M	15	3	65	40	100	360	300	225	1200	205	790	440	400	75	19	30	0	20	175	175	1074	234
RNB 50-12F	90L	2,2	1	65	50	100	360	192	160	750	120	510	355	320	60	19	30	0	42	121	137	799	81
RNB 50-12D	100L	3	1	65	50	100	360	192	160	750	120	510	355	320	60	19	30	0	32	121	137	849	87
RNB 50-12A	112M	4	1	65	50	100	360	192	160	750	120	510	355	320	60	19	30	0	20	121	137	865	97
RNB 50-16B	132S	5,5	2	65	50	100	360	280	180	1000	170	660	400	360	60	19	30	0	28	127	141	939	131
RNB 50-16A	132S	7,5	2	65	50	100	360	280	180	1000	170	660	400	360	60	19	30	0	28	127	141	939	131
RNB 50-20B	132M	9,2	2	65	50	100	360	280	200	1000	170	660	400	360	60	19	30	0	28	140	153	977	154
RNB 50-20A	160M	11	3	65	50	100	360	280	200	1200	205	790	440	400	60	19	30	0	0	140	153	1074	224
RNB 50-25B	160M	15	3	65	50	100	360	300	225	1200	205	790	440	400	75	19	30	0	20	175	175	1074	236
RNB 50-25A	160L	18,5	3	65	50	100	360	300	225	1200	205	790	440	400	75	19	30	0	20	175	175	1119	250
RNB 65-12E	112M	4	1	80	65	100	360	220	180	750	120	510	355	320	75	19	30	0	48	134	155	865	105
RNB 65-12C	132S	5,5	2	80	65	100	360	280	180	1000	170	660	400	360	75	19	30	0	28	134	155	939	137
RNB 65-12A	132S	7,5	2	80	65	100	360	280	180	1000	170	660	400	360	75	19	30	0	28	134	155	939	137
RNB 65-16E	132S	5,5	2	80	65	100	360	280	200	1000	170	660	400	360	75	19	30	0	28	150	172	939	137
RNB 65-16D	132S	7,5	2	80	65	100	360	280	200	1000	170	660	400	360	75	19	30	0	28	150	172	939	137
RNB 65-16C	132M	9,2	2	80	65	100	360	280	200	1000	170	660	400	360	75	19	30	0	28	150	172	977	154
RNB 65-16B	160M	11	3	80	65	100	360	280	200	1200	205	790	440	400	75	19	30	0	0	150	172	1074	224
RNB 65-16A	160M	15	3	80	65	100	360	280	200	1200	205	790	440	400	75	19	30	0	0	150	172	1074	224
RNB 65-20C	160M	15	2	80	65	100	360	300	225	1000	170	660	400	360	75	19	30	0	20	155	175	1074	221
RNB 65-20B	160L	18,5	2	80	65	100	360	300	225	1000	170	660	400	360	75	19	30	0	20	155	175	1119	235
RNB 65-20A	180M	22	3	80	65	100	360	300	225	1200	205	790	440	400	75	19	30	0	0	155	175	1154	278
RNB 65-25C	180M	22	3	80	65	100	470	320	250	1200	205	790	440	400	90	19	30	0	20	175	190	1264	313
RNB 65-25B	200L	30	5	80	65	100	470	320	250	1200	205	790	505	465	90	19	30	0	0	175	190	1339	395
RNB 65-25A	200L	37	5	80	65	100	470	320	250	1200	205	790	505	465	90	19	30	0	0	175	190	1339	395
RNB 80-160	132S	7,5	2	100	80	125	360	300	225	1000	170	660	400	360	75	19	30	0	48	165	193	964	221
RNB 80-16D	132M	9,2	2	100	80	125	360	300	225	1000	170	660	400	360	75	19	30	0	48	165	193	1002	238
RNB 80-16C	160M	11	3	100	80	125	360	300	225	1200	205	790	440	400	75	19	30	0	20	165	193	1099	235
RNB 80-16B	160M	15	3	100	80	125	360	300	225	1200	205	790	440	400	75	19	30	0	20	165	193	1099	235
RNB 80-16A	160L	18,5	3	100	80	125	360	300	225	1200	205	790	440	400	75	19	30	0	20	165	193	1144	249
RNB 80-16A	180M	22	3	100	80	125	360	300	225	1200	205	790	440	400	75	19	30	0	0	165	193	1179	281
RNB 80-20B	180M	22	3	100	80	125	470	300	250	1200	205	790	440	400	75	19	30	0	0	170	194	1289	308
RNB 80-20A	200L	30	5	100	80	125	470	0	250	1200	205	790	505	465	75	19	30	0	0	170	194	1364	390
RNB 80-25E	180M	22	5	100	80	125	470	0	280	1200	205	790	505	465	90	19	30	0	0	191	210	1289	309
RNB 80-25D	200L	30	5	100	80	125	470	0	280	1200	205	790	505	465	90	19	30	0	0	191	210	1364	390
RNB 80-25C	200L	37	5	100	80	125	470	0	280	1200	205	790	505	465	90	19	30	0	0	191	210	1364	412
RNB 80-25B	225M	45	6	100	80	125	470	25	280	1300	215	870	510	460	90	24	13	25	25	191	210	1434	458
RNB 80-25A	250M	55	6	100	80	125	470	25	280	1300	215	870	510	460	90	24	13	25	25	191	210	1514	556
RNB 100-20E	160L	18,5	3	125	100	125	470	0	280	1200	205	790	440	400	90	19	30	0	0	180	212	1254	288
RNB 100-20D	180M	22	3	125	100	125	470	0	280	1200	205	790	440	400	90	19	30	0	0	180	212	1289	320
RNB 100-20C	200L	30	5	125	100	125	470	0	280	1200	205	790	505	465	90	19	30	0	0	180	212	1364	402
RNB 100-20B	200L	37	5	125	100	125	470	0	280	1200	205	790	505	465	90	19	30	0	0	180	212	1364	402
RNB 100-20A	225M	45	6	125	100	125	470	0	280	1300	215	870	510	460	90	24	13	0	0	180	212	1434	448
RNB 100-25B	250M	55	6	125	100	140	470	0	280	1300	215	870	510	460	90	24	13	0	0	205	233	1529	565
RNB 100-25A	280S	75	7	125	100	140	470	0	280	1450	235	980	560	510	90	24	13	0	0	205	233	1569	694

Quote e pesi suscettibili di variazione.
Dimensions and weights are subject to variations.

[a] Quota indicativa può variare in funzione della marca del motore
Not binding dimension that can change according to motor maker

Ingombri su base con giunto standard 1450 rpm

Overall dimensions on base with standard coupling 1450 rpm

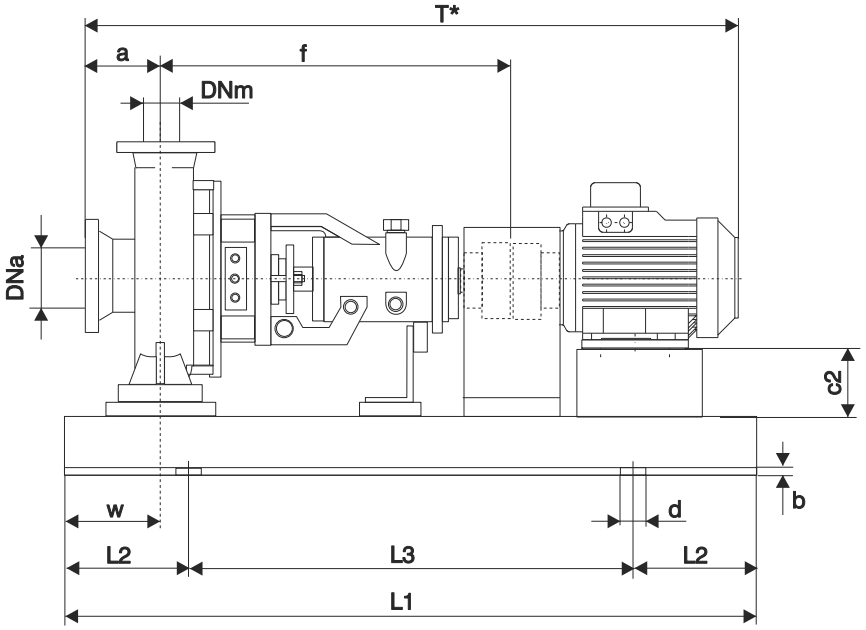

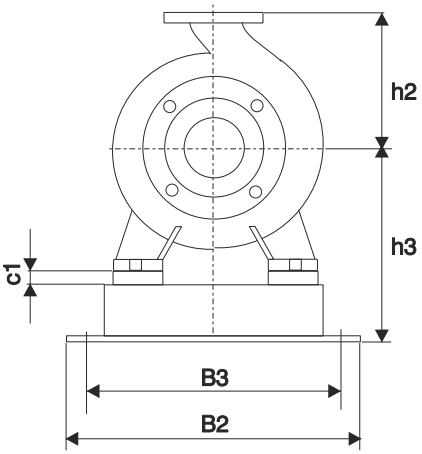

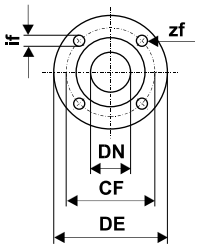

Dimensioni Flange - *Dimensions Flanges* EN 1092-2 PN 10									
DNa - DNm	**32**	**40**	**50**	**65**	**80**	**100**	**125**	**150**	**200**
CF	100	110	125	145	160	180	210	240	295
DE	140	150	165	185	200	220	250	285	340
if	19	19	19	19	19	19	19	23	23
zf	4	4	4	4	8	8	8	8	8

ACCOPPIAMENTO POTENZA - POLARITA' / GRANDEZZA MOTORE *POWER-POLARITY / MOTOR SIZE COUPLING*																												
2POLI	Grand.	71	80	80	90S	90L	100L	112M	132S	132S	132M	160M	160M	160L	180M	200L	200L	225M	250M	280S	280M	315S	315M					
	kW	0,55	0,75	1,1	1,5	2,2	3	4	5,5	7,5	9,2	11	15	18,5	22	30	37	45	55	75	90	110	132					
4POLI	Grand.	80	80	90S	90L	100L	100L	112M	132S	132M	132M	160M	160L	180M	180L	200L	225S	225M	250M	280S	280M	315S	315M	315M	315L	355L	355L	355L
	kW	0,55	0,75	1,1	1,5	2,2	3	4	5,5	7,5	9,2	11	15	18,5	22	30	37	45	55	75	90	110	132	160	200	250	315	355
6POLI	Grand.	80	90S	90L	100L	112M	132S	132M	132M	160M	160L	180L	200L	200L	225L	250M	280S	280M	315S	315M	315M	315M						
	kW	0,55	0,75	1,1	1,5	2,2	3	4	5,5	7,5	11	15	18,5	22	30	37	45	55	75	90	110	132						

Ingombri su base con giunto standard 1450 rpm

Overall dimensions on base with standard coupling 1450 rpm

Pompa tipo *Pump size*	Grandezza motore *Motor size*		Base - *Base plate*	DIMENSIONI - *DIMENSIONS [mm]*																			Peso *weight* [a] [kg]
				Dna	Dnm	a	f	h3	h2	L1	L2	L3	B2	B3	w	d	b	c1	c2	l1	l2	T[a]	
RNB 32-12F	71	0,25	1	50	32	80	360	172	140	750	120	510	355	320	60	19	30	0	41	93	97	686	59
RNB 32-12D	71	0,25	1	50	32	80	360	172	140	750	120	510	355	320	60	19	30	0	41	93	97	686	59
RNB 32-12A	71	0,25	1	50	32	80	360	172	140	750	120	510	355	320	60	19	30	0	41	93	97	686	59
RNB 32-16B	71	0,37	2	50	32	80	360	252	160	1000	170	660	400	360	60	19	30	0	61	120	120	686	88
RNB 32-16A	71	0,37	2	50	32	80	360	252	160	1000	170	660	400	360	60	19	30	0	61	120	120	686	88
RNB 32-20B	80	0,55	2	50	32	80	360	280	180	1000	170	660	400	360	60	19	30	0	80	140	140	734	99
RNB 32-20A	80	0,75	2	50	32	80	360	280	180	1000	170	660	400	360	60	19	30	0	80	140	140	734	99
RNB 40-12F	71	0,25	1	65	40	80	360	172	140	750	120	510	355	320	60	19	30	0	41	100	113	686	62
RNB 40-12C	71	0,37	1	65	40	80	360	172	140	750	120	510	355	320	60	19	30	0	41	100	113	686	62
RNB 40-12A	71	0,37	1	65	40	80	360	172	140	750	120	510	355	320	60	19	30	0	41	100	113	686	62
RNB 40-16C	71	0,37	2	65	40	80	360	252	160	1000	170	660	400	360	60	19	30	0	61	119	119	686	90
RNB 40-16B	80	0,55	2	65	40	80	360	252	160	1000	170	660	400	360	60	19	30	0	52	119	119	734	94
RNB 40-16A	80	0,75	2	65	40	80	360	252	160	1000	170	660	400	360	60	19	30	0	52	119	119	734	94
RNB 40-20B	90S	1,10	2	65	40	100	360	280	180	1000	170	660	400	360	60	19	30	0	70	140	140	774	104
RNB 40-20A	90S	1,10	2	65	40	100	360	280	180	1000	170	660	400	360	60	19	30	0	70	140	140	774	104
RNB 40-25C	90L	1,50	2	65	40	100	360	300	225	1000	170	660	400	360	75	19	30	0	90	175	175	799	121
RNB 40-25B	100L	2,20	1	65	40	100	360	240	225	750	120	510	355	320	75	19	30	0	80	175	175	849	105
RNB 40-25A	100L	3,00	1	65	40	100	360	240	225	750	120	510	355	320	75	19	30	0	80	175	175	849	105
RNB 50-12F	71	0,37	2	65	50	100	360	252	160	1000	170	660	400	360	60	19	30	0	61	121	137	706	94
RNB 50-12D	80	0,55	2	65	50	100	360	252	160	1000	170	660	400	360	60	19	30	0	52	121	137	754	98
RNB 50-12A	80	0,75	2	65	50	100	360	252	160	1000	170	660	400	360	60	19	30	0	52	121	137	754	98
RNB 50-12S	80	0,75	2	65	50	100	360	252	160	1000	170	660	400	360	60	19	30	0	52	121	137	754	98
RNB 50-16B	90S	1,10	2	65	50	100	360	280	180	1000	170	660	400	360	60	19	30	0	70	127	141	774	102
RNB 50-16A	90S	1,10	2	65	50	100	360	280	180	1000	170	660	400	360	60	19	30	0	70	127	141	774	102
RNB 50-20C	90S	1,10	2	65	50	100	360	280	200	1000	170	660	400	360	60	19	30	0	70	140	153	774	108
RNB 50-20B	90L	1,50	2	65	50	100	360	280	200	1000	170	660	400	360	60	19	30	0	70	140	153	799	111
RNB 50-20A	100L	2,20	2	65	50	100	360	280	200	1000	170	660	400	360	60	19	30	0	60	140	153	849	117
RNB 50-25C	100L	2,20	2	65	50	100	360	300	225	1000	170	660	400	360	75	19	30	0	80	175	175	849	129
RNB 50-25B	100L	3,00	3	65	50	100	360	300	225	1200	205	790	440	400	75	19	30	0	80	175	175	849	139
RNB 50-25A	112M	4,00	3	65	50	100	360	300	225	1200	205	790	440	400	75	19	30	0	68	175	175	865	150
RNB 65-12E	80	0,75	2	80	65	100	360	280	180	1000	170	660	400	360	75	19	30	0	80	134	155	754	106
RNB 65-12C	80	0,75	2	80	65	100	360	280	180	1000	170	660	400	360	75	19	30	0	80	134	155	754	106
RNB 65-12A	90S	1,10	2	80	65	100	360	280	180	1000	170	660	400	360	75	19	30	0	70	134	155	774	108
RNB 65-16C	90S	1,10	2	80	65	100	360	280	200	1000	170	660	400	360	75	19	30	0	70	150	172	774	108
RNB 65-16B	90S	1,10	2	80	65	100	360	280	200	1000	170	660	400	360	75	19	30	0	70	150	172	774	108
RNB 65-16A	90L	1,50	2	80	65	100	360	280	200	1000	170	660	400	360	75	19	30	0	70	150	172	799	111
RNB 65-20B	100L	2,20	3	80	65	100	360	300	225	1200	205	790	440	400	75	19	30	0	80	155	175	849	135
RNB 65-20A	100L	3,00	3	80	65	100	360	300	225	1200	205	790	440	400	75	19	30	0	80	155	175	849	135
RNB 65-25B	112M	4,00	2	80	65	100	470	320	250	1000	170	660	400	360	90	19	30	0	88	175	190	975	170
RNB 65-25A	132S	5,50	2	80	65	100	470	320	250	1000	170	660	400	360	90	19	30	0	68	175	190	1049	180
RNB 65-31C	132S	5,50	2	80	65	125	470	345	280	1000	170	660	400	360	90	19	30	0	93	220	220	1074	221
RNB 65-31B	132M	7,50	2	80	65	125	470	345	280	1000	170	660	400	360	90	19	30	0	93	220	220	1112	238
RNB 65-31A	132M	9,20	3	80	65	125	470	345	280	1200	205	790	440	400	90	19	30	0	93	220	220	1112	249
RNB 80-16C	90S	1,10	3	100	80	125	360	300	225	1200	205	790	440	400	75	19	30	0	90	165	193	799	130
RNB 80-16B	90L	1,50	3	100	80	125	360	300	225	1200	205	790	440	400	75	19	30	0	90	165	193	824	133
RNB 80-16A	100L	2,20	3	100	80	125	360	300	225	1200	205	790	440	400	75	19	30	0	80	165	193	874	138
RNB 80-20C	100L	2,20	3	100	80	125	470	300	250	1200	205	790	440	400	75	19	30	0	80	170	194	984	165
RNB 80-20B	100L	3,00	3	100	80	125	470	300	250	1200	205	790	440	400	75	19	30	0	80	170	194	984	165
RNB 80-20A	112M	4,00	3	100	80	125	470	300	250	1200	205	790	440	400	75	19	30	0	68	170	194	1000	176
RNB 80-25C	112M	4,00	3	100	80	125	470	320	280	1200	205	790	440	400	90	19	30	0	88	191	210	1000	198
RNB 80-25B	132S	5,50	3	100	80	125	470	320	280	1200	205	790	440	400	90	19	30	0	68	191	210	1074	208
RNB 80-25A	132M	7,50	3	100	80	125	470	320	280	1200	205	790	440	400	90	19	30	0	68	191	210	1112	225

Quote e pesi suscettibili di variazione.
Dimensions and weights are subject to variations.

[a] Quota indicativa può variare in funzione della marca del motore
Not binding dimension that can change according to motor maker

Ingombri su base con giunto standard 1450 rpm

Overall dimensions on base with standard coupling 1450 rpm

Pompa tipo *Pump size*	Grandezza motore *Motor size*		Base *Base plate*	DIMENSIONI - *DIMENSIONS [mm]*																			Peso *weight* [a] [kg]
				Dna	Dnm	a	f	h3	h2	L1	L2	L3	B2	B3	w	d	b	c1	c2	l1	l2	T[a]	
RNB 80-31C	132M	9,20	3	100	80	125	470	370	315	1200	205	790	440	400	90	19	30	0	118	220	232	1112	252
RNB 80-31B	160M	11,00	3	100	80	125	470	370	315	1200	205	790	440	400	90	19	30	0	90	220	232	1209	311
RNB 80-31A	160L	15,00	3	100	80	125	470	370	315	1200	205	790	440	400	90	19	30	0	90	220	232	1254	325
RNB 80-40C	180M	18,50	3	125	80	125	530	400	355	1200	205	790	440	400	90	19	30	0	100	268	268	1349	420
RNB 80-40B	180L	22,00	5	125	80	125	530	400	355	1200	205	790	505	465	90	19	30	0	100	268	268	1389	439
RNB 80-40A	200L	30,00	5	125	80	125	530	400	355	1200	205	790	505	465	90	19	30	0	80	268	268	1424	502
RNB 100-20C	100L	3,00	5	125	100	125	470	320	280	1200	205	790	505	465	90	19	30	0	100	180	212	984	178
RNB 100-20B	112M	4,00	5	125	100	125	470	320	280	1200	205	790	505	465	90	19	30	0	88	180	212	1000	189
RNB 100-20A	132S	5,50	5	125	100	125	470	320	280	1200	205	790	505	465	90	19	30	0	68	180	212	1074	199
RNB 100-25B	132M	7,50	6	125	100	140	470	390	280	1300	215	870	510	460	90	24	13	25	118	205	233	1127	236
RNB 100-25A	132M	9,20	6	125	100	140	470	390	280	1300	215	870	510	460	90	24	13	25	118	205	233	1127	236
RNB 100-31C	160M	11,00	5	125	100	140	470	370	315	1200	205	790	505	465	90	19	30	0	90	230	250	1224	324
RNB 100-31B	160L	15,00	5	125	100	140	470	370	315	1200	205	790	505	465	90	19	30	0	90	230	250	1269	338
RNB 100-31A	180M	18,50	5	125	100	140	470	370	315	1200	205	790	505	465	90	19	30	0	70	230	250	1304	370
RNB 100-40C	180L	22,00	5	125	100	140	530	400	355	1200	205	790	505	465	110	19	30	0	100	268	280	1404	448
RNB 100-40B	200L	30,00	6	125	100	140	530	445	355	1300	215	870	510	460	110	24	13	25	105	268	280	1439	512
RNB 100-40A	225S	37,00	6	125	100	140	530	445	355	1300	215	870	510	460	110	24	13	25	80	268	280	1484	525
RNB 125-25E	132S	5,50	6	150	125	140	470	415	355	1300	215	870	510	460	90	24	13	25	143	235	268	1089	238
RNB 125-25D	132M	7,50	7	150	125	140	470	415	355	1450	235	980	560	510	90	24	13	25	143	235	268	1127	262
RNB 125-25C	132M	9,20	7	150	125	140	470	415	355	1450	235	980	560	510	90	24	13	25	143	235	268	1127	262
RNB 125-25B	160M	11,00	5	150	125	140	470	370	355	1200	205	790	505	465	90	19	30	0	90	235	268	1224	313
RNB 125-25A	160L	15,00	5	150	125	140	470	370	355	1200	205	790	505	465	90	19	30	0	90	235	268	1269	327
RNB 125-31C	180M	18,50	5	150	125	140	530	400	355	1200	205	790	505	465	110	19	30	0	100	247	278	1364	417
RNB 125-31B	180L	22,00	5	150	125	140	530	400	355	1200	205	790	505	465	110	19	30	0	100	247	278	1404	435
RNB 125-31A	200L	30,00	6	150	125	140	530	445	355	1300	215	870	510	460	110	24	13	25	105	247	278	1439	499
RNB 125-31A	225S	37,00	6	150	125	140	530	445	355	1300	215	870	510	460	110	24	13	25	80	247	278	1484	512
RNB 125-40C	225S	37,00	6	150	125	140	530	480	400	1300	215	870	510	460	110	24	13	25	115	280	305	1484	546
RNB 125-40B	225M	45,00	5	150	125	140	530	435	400	1200	205	790	505	465	110	19	30	0	90	280	305	1509	577
RNB 125-40A	250M	55,00	5	150	125	140	530	435	400	1200	205	790	505	465	110	19	30	0	65	280	305	1589	675
RNB 125-40A	280S	75,00	5	150	125	140	530	435	400	1200	205	790	505	465	110	19	30	0	35	280	305	1629	797
RNB 150-31D	180M	18,50	5	200	150	160	530	400	400	1200	205	790	505	465	110	19	30	0	100	260	298	1384	432
RNB 150-31C	180L	22,00	6	200	150	160	530	445	400	1300	215	870	510	460	110	24	13	25	125	260	298	1424	451
RNB 150-31B	200L	30,00	6	200	150	160	530	445	400	1300	215	870	510	460	110	24	13	25	105	260	298	1459	514
RNB 150-31A	225S	37,00	6	200	150	160	530	445	400	1300	215	870	510	460	110	24	13	25	80	260	298	1504	527
RNB 150-31A	225M	45,00	6	200	150	160	530	445	400	1300	215	870	510	460	110	24	13	25	80	260	298	1529	559
RNB 150-40C	225S	37,00	6	200	150	160	530	480	450	1300	215	870	510	460	110	24	13	25	115	295	328	1504	576
RNB 150-40C	225M	45,00	6	200	150	160	530	480	450	1300	215	870	510	460	110	24	13	25	115	295	328	1529	608
RNB 150-40B	250M	55,00	6	200	150	160	530	480	450	1300	215	870	510	460	110	24	13	25	90	295	328	1609	706
RNB 150-40A	280S	75,00	6	200	150	160	530	480	450	1300	215	870	510	460	110	24	13	25	60	295	328	1649	828
RNB 150-40A	280M	90,00	7	200	150	160	530	480	450	1450	235	980	560	510	110	24	13	25	60	295	328	1734	931

Quote e pesi suscettibili di variazione.
Dimensions and weights are subject to variations.

[a]Quota indicativa può variare in funzione della marca del motore
Not binding dimension that can change according to motor maker

Ingombri su base con giunto spaziatore 2900 rpm

Overall dimensions on base with spacer coupling 2900 rpm

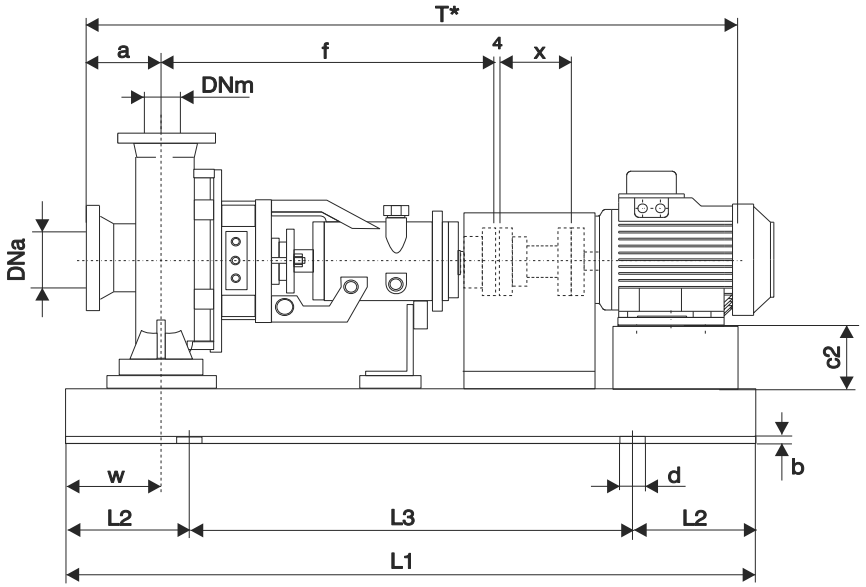

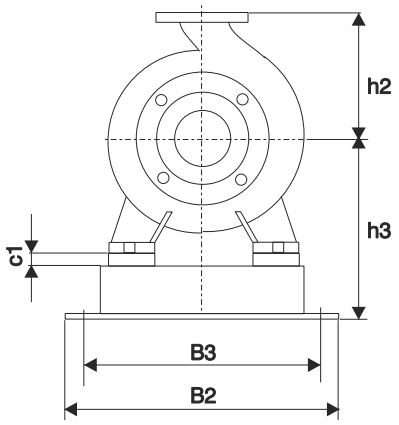

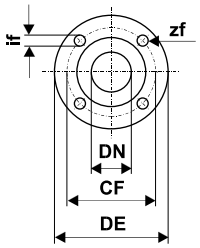

Dimensioni Flange - *Dimensions Flanges* EN 1092-2 PN 10							
DNa - DNm	**32**	**40**	**50**	**65**	**80**	**100**	**125**
CF	100	110	125	145	160	180	210
DE	140	150	165	185	200	220	250
if	19	19	19	19	19	19	19
zf	4	4	4	4	8	8	8

Lunghezza del giunto spaziatore - *Spacer coupling lenght*

Pompa tipo Pump size		32-12	32-16	32-20	40-12	40-16	40-20	40-25	50-12	50-16	50-20	50-25	65-12	65-16	65-20	65-25	65-31	80-16	80-20	80-25	80-31	80-40	100-20	100-25	100-315	100-400	125-250	125-315	125-400	150-315	150-400
Supporto Bearing housing	[mm]	32	32	32	32	32	32	32	32	32	32	40	32	40	40	40	40	40	40	40	40	50	40	40	40	50	40	50	50	50	50
X	[mm]	100	100	100	100	100	100	100	100	100	100	100	100	100	140	140	140	140	140	140	140	140	140	140	140	140	140	140	140	140	140

ACCOPPIAMENTO POTENZA - POLARITA' / GRANDEZZA MOTORE
POWER-POLARITY / MOTOR SIZE COUPLING

2POLI	Grand.	71	80	80	90S	90L	100L	112M	132S	132S	132M	160M	160M	160L	180M	200L	200L	225M	250M	280S	280M	315S	315M					
	kW	0,55	0,75	1,1	1,5	2,2	3	4	5,5	7,5	9,2	11	15	18,5	22	30	37	45	55	75	90	110	132					
4POLI	Grand.	80	80	90S	90L	100L	100L	112M	132S	132M	132M	160M	160L	180M	180L	200L	225S	225M	250M	280S	280M	315S	315M	315M	315L	355L	355L	355L
	kW	0,55	0,75	1,1	1,5	2,2	3	4	5,5	7,5	9,2	11	15	18,5	22	30	37	45	55	75	90	110	132	160	200	250	315	355
6POLI	Grand.	80	90S	90L	100L	112M	132S	132M	132M	160M	160L	180L	200L	200L	225L	250M	280S	280M	315S	315M	315M	315M						
	kW	0,55	0,75	1,1	1,5	2,2	3	4	5,5	7,5	11	15	18,5	22	30	37	45	55	75	90	110	132						

Pompa tipo *Pump size*	Grandezza motore *Motor size*		Base - *Base plate*	DIMENSIONI - *DIMENSIONS [mm]*																			Peso *weight* [a] [kg]
				Dna	Dnm	a	f	h3	h2	L1	L2	L3	B2	B3	w	d	b	c1	c2	l1	l2	T[a]	
RNB 32-12F	71	0,55	2	50	32	80	360	232	140	1000	170	660	400	360	60	19	30	0	41	190	140	786	81
RNB 32-12D	80	0,75	2	50	32	80	360	232	140	1000	170	660	400	360	60	19	30	0	32	190	140	834	85
RNB 32-12A	80	1,1	2	50	32	80	360	232	140	1000	170	660	400	360	60	19	30	0	32	190	140	834	85
RNB 32-12S	90S	1,5	2	50	32	80	360	232	140	1000	170	660	400	360	60	19	30	0	22	190	140	854	87
RNB 32-16B	90S	1,5	2	50	32	80	360	252	160	1000	170	660	400	360	60	19	30	0	42	240	190	854	94
RNB 32-16A	90L	2,2	2	50	32	80	360	252	160	1000	170	660	400	360	60	19	30	0	42	240	190	879	97
RNB 32-20D	90L	2,2	2	50	32	80	360	280	180	1000	170	660	400	360	60	19	30	0	70	240	190	879	104
RNB 32-20C	100L	3	2	50	32	80	360	280	180	1000	170	660	400	360	60	19	30	0	60	240	190	929	110
RNB 32-20A	112M	4	2	50	32	80	360	280	180	1000	170	660	400	360	60	19	30	0	48	240	190	945	120

Quote e pesi suscettibili di variazione.
Dimensions and weights are subject to variations.

[a] Quota indicativa può variare in funzione della marca del motore
Not binding dimension that can change according to motor maker

Ingombri su base con giunto spaziatore 2900 rpm

Overall dimensions on base with spacer coupling 2900 rpm

Pompa tipo *Pump size*	Grandezza motore *Motor size*		Base - *Base plate*	DIMENSIONI - *DIMENSIONS [mm]*																			Peso *weight* [a] [kg]
				Dna	Dnm	a	f	h3	h2	L1	L2	L3	B2	B3	w	d	b	c1	c2	l1	l2	T[a]	
RNB 40-12F	80	1,1	2	65	40	80	360	232	140	1000	170	660	400	360	60	19	30	0	32	210	160	834	88
RNB 40-12C	90S	1,5	2	65	40	80	360	232	140	1000	170	660	400	360	60	19	30	0	22	210	160	854	90
RNB 40-12A	90L	2,2	2	65	40	80	360	232	140	1000	170	660	400	360	60	19	30	0	22	210	160	879	93
RNB 40-16C	90L	2,2	3	65	40	80	360	252	160	1200	205	790	440	400	60	19	30	0	42	240	190	879	110
RNB 40-16B	100L	3	3	65	40	80	360	252	160	1200	205	790	440	400	60	19	30	0	32	240	190	929	115
RNB 40-16A	112M	4	2	65	40	80	360	252	160	1000	170	660	400	360	60	19	30	0	20	240	190	945	115
RNB 40-20C	112M	4	2	65	40	100	360	280	180	1000	170	660	400	360	60	19	30	0	48	265	212	965	123
RNB 40-20B	132S	5,5	2	65	40	100	360	280	180	1000	170	660	400	360	60	19	30	0	28	265	212	1039	133
RNB 40-20AR	132S	5,5	2	65	40	100	360	280	180	1000	170	660	400	360	60	19	30	0	28	265	212	1039	133
RNB 40-20A	132S	7,5	2	65	40	100	360	280	180	1000	170	660	400	360	60	19	30	0	28	265	212	1039	133
RNB 40-25B	160M	11	2	65	40	100	360	300	225	1000	170	660	400	360	75	19	30	0	20	320	250	1174	223
RNB 40-25A	160M	15	3	65	40	100	360	300	225	1200	205	790	440	400	75	19	30	0	20	320	250	1174	234
RNB 50-12F	90L	2,2	3	65	50	100	360	252	160	1200	205	790	440	400	60	19	30	0	42	240	190	899	114
RNB 50-12D	100L	3	2	65	50	100	360	252	160	1000	170	660	400	360	60	19	30	0	32	240	190	949	109
RNB 50-12A	112M	4	2	65	50	100	360	252	160	1000	170	660	400	360	60	19	30	0	20	240	190	965	119
RNB 50-16B	132S	5,5	3	65	50	100	360	280	180	1200	205	790	440	400	60	19	30	0	28	265	212	1039	142
RNB 50-16A	132S	7,5	3	65	50	100	360	280	180	1200	205	790	440	400	60	19	30	0	28	265	212	1039	142
RNB 50-20B	132M	9,2	3	65	50	100	360	280	200	1200	205	790	440	400	60	19	30	0	28	265	212	1077	165
RNB 50-20A	160M	11	3	65	50	100	360	280	200	1200	205	790	440	400	60	19	30	0	0	265	212	1174	224
RNB 50-25B	160M	15	2	65	50	100	360	300	225	1000	170	660	400	360	75	19	30	0	20	320	250	1174	225
RNB 50-25A	160L	18,5	2	65	50	100	360	300	225	1000	170	660	400	360	75	19	30	0	20	320	250	1219	239
RNB 65-12E	112M	4	2	80	65	100	360	280	180	1000	170	660	400	360	75	19	30	0	48	280	212	965	127
RNB 65-12C	132S	5,5	3	80	65	100	360	280	180	1200	205	790	440	400	75	19	30	0	28	280	212	1039	148
RNB 65-12A	132S	7,5	3	80	65	100	360	280	180	1200	205	790	440	400	75	19	30	0	28	280	212	1039	148
RNB 65-16E	132S	5,5	3	80	65	100	360	280	200	1200	205	790	440	400	75	19	30	0	28	280	212	1039	148
RNB 65-16D	132S	7,5	3	80	65	100	360	280	200	1200	205	790	440	400	75	19	30	0	28	280	212	1039	148
RNB 65-16C	132M	9,2	3	80	65	100	360	280	200	1200	205	790	440	400	75	19	30	0	28	280	212	1077	165
RNB 65-16B	160M	11	3	80	65	100	360	280	200	1200	205	790	440	400	75	19	30	0	0	280	212	1174	224
RNB 65-16A	160M	15	3	80	65	100	360	280	200	1200	205	790	440	400	75	19	30	0	0	280	212	1174	224
RNB 65-20C	160M	15	3	80	65	100	360	300	225	1200	205	790	440	400	75	19	30	0	20	320	250	1214	232
RNB 65-20B	160L	18,5	3	80	65	100	360	300	225	1200	205	790	440	400	75	19	30	0	20	320	250	1259	246
RNB 65-20A	180M	22	4	80	65	100	360	300	225	1500	245	1010	480	440	75	19	30	0	0	320	250	1294	288
RNB 65-25C	180M	22	4	80	65	100	470	320	250	1500	245	1010	480	440	90	19	30	0	20	360	280	1404	323
RNB 65-25B	200L	30	3	80	65	100	470	320	250	1200	205	790	440	400	90	19	30	0	0	360	280	1479	394
RNB 65-25A	200L	37	3	80	65	100	470	320	250	1200	205	790	440	400	90	19	30	0	0	360	280	1479	394
RNB 80-16E	132S	7,5	3	100	80	125	360	300	225	1200	205	790	440	400	75	19	30	0	48	320	250	1104	232
RNB 80-16D	132M	9,2	3	100	80	125	360	300	225	1200	205	790	440	400	75	19	30	0	48	320	250	1142	249
RNB 80-16C	160M	11	4	100	80	125	360	300	225	1500	245	1010	480	440	75	19	30	0	20	320	250	1239	245
RNB 80-16B	160M	15	4	100	80	125	360	300	225	1500	245	1010	480	440	75	19	30	0	20	320	250	1239	245
RNB 80-16A	160L	18,5	5	100	80	125	360	300	225	1200	205	790	505	465	75	19	30	0	20	320	250	1284	250
RNB 80-16A	180M	22	5	100	80	125	360	300	225	1200	205	790	505	465	75	19	30	0	0	320	250	1319	282
RNB 80-20B	180M	22	5	100	80	125	470	300	250	1200	205	790	505	465	75	19	30	0	0	345	280	1429	309
RNB 80-20A	200L	30	7	100	80	125	470	365	250	1450	235	980	560	510	75	24	13	45	25	345	280	1504	398
RNB 80-25E	180M	22	7	100	80	125	470	365	280	1450	235	980	560	510	90	24	13	25	45	400	315	1429	317
RNB 80-25D	200L	30	7	100	80	125	470	365	280	1450	235	980	560	510	90	24	13	25	25	400	315	1504	398
RNB 80-25C	200L	37	7	100	80	125	470	365	280	1450	235	980	560	510	90	24	13	25	25	400	315	1504	420
RNB 80-25B	225M	45	5	100	80	125	470	345	280	1200	205	790	505	465	90	19	30	25	0	400	315	1574	457
RNB 80-25A	250M	55	5	100	80	125	470	370	280	1200	205	790	505	465	90	19	30	50	0	400	315	1654	555
RNB 100-20E	160L	18,5	7	125	100	125	470	365	280	1450	235	980	560	510	90	24	13	25	65	360	280	1394	297
RNB 100-20D	180M	22	7	125	100	125	470	365	280	1450	235	980	560	510	90	24	13	25	45	360	280	1429	329
RNB 100-20C	200L	30	7	125	100	125	470	365	280	1450	235	980	560	510	90	24	13	25	25	360	280	1504	410
RNB 100-20B	200L	37	7	125	100	125	470	365	280	1450	235	980	560	510	90	24	13	25	25	360	280	1504	410
RNB 100-20A	225M	45	7	125	100	125	470	390	280	1450	235	980	560	510	90	24	13	50	25	360	280	1574	455
RNB 100-25B	250M	55	8	125	100	140	470	415	280	1590	235	1120	560	510	90	24	13	50	25	400	315	1669	576
RNB 100-25A	280S	75	8	125	100	140	470	445	280	1590	235	1120	560	510	90	24	13	80	25	400	315	1709	698

Quote e pesi suscettibili di variazione.
Dimensions and weights are subject to variations.

[a] Quota indicativa può variare in funzione della marca del motore
Not binding dimension that can change according to motor maker

Ingombri su base con giunto spaziatore 1450 rpm

Overall dimensions on base with spacer coupling 1450 rpm

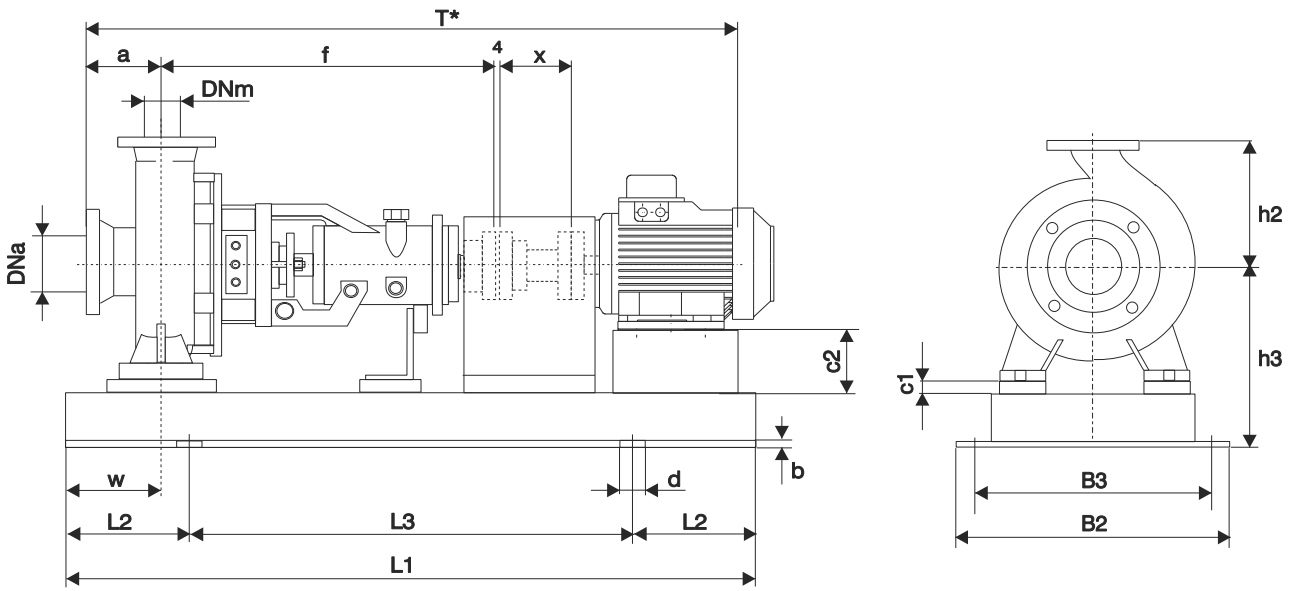

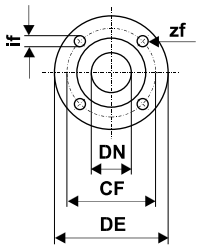

Dimensioni Flange - *Dimensions Flanges* EN 1092-2 PN 10									
DNa - DNm	**32**	**40**	**50**	**65**	**80**	**100**	**125**	**150**	**200**
CF	100	110	125	145	160	180	210	240	295
DE	140	150	165	185	200	220	250	285	340
if	19	19	19	19	19	19	19	23	23
zf	4	4	4	4	8	8	8	8	8

Lunghezza del giunto spaziatore - *Spacer coupling lenght*

Pompa tipo Pump size		32-12	32-16	32-20	40-12	40-16	40-20	40-25	50-12	50-16	50-20	50-25	65-12	65-16	65-20	65-25	65-31	80-16	80-20	80-25	80-31	80-40	100-20	100-25	100-315	100-400	125-250	125-315	125-400	150-315	150-400
Supporto Bearing housing	[mm]	32	32	32	32	32	32	32	32	32	32	40	32	40	40	40	40	40	40	40	40	50	40	40	40	50	40	50	50	50	50
X	[mm]	100	100	100	100	100	100	100	100	100	100	100	100	100	140	140	140	140	140	140	140	140	140	140	140	140	140	140	140	140	140

ACCOPPIAMENTO POTENZA - POLARITA' / GRANDEZZA MOTORE
POWER-POLARITY / MOTOR SIZE COUPLING

2POLI	Grand.	71	80	80	90S	90L	100L	112M	132S	132S	132M	160M	160M	160L	180M	200L	200L	225M	250M	280S	280M	315S	315M						
	kW	0,55	0,75	1,1	1,5	2,2	3	4	5,5	7,5	9,2	11	15	18,5	22	30	37	45	55	75	90	110	132						
4POLI	Grand.	80	80	90S	90L	100L	100L	112M	132S	132M	132M	160M	160L	180M	180L	200L	225S	225M	250M	280S	280M	315S	315M	315M	315L	355L	355L	355L
	kW	0,55	0,75	1,1	1,5	2,2	3	4	5,5	7,5	9,2	11	15	18,5	22	30	37	45	55	75	90	110	132	160	200	250	315	355
6POLI	Grand.	80	90S	90L	100L	112M	132S	132M	132M	160M	160L	180L	200L	200L	225L	250M	280S	280M	315S	315M	315M	315M						
	kW	0,55	0,75	1,1	1,5	2,2	3	4	5,5	7,5	11	15	18,5	22	30	37	45	55	75	90	110	132						

Ingombri su base con giunto spaziatore 1450 rpm

Overall dimensions on base with spacer coupling 1450 rpm

Pompa tipo *Pump size*	Grandezza motore *Motor size*		Base - *Base plate*	DIMENSIONI - *DIMENSIONS [mm]*																			Peso *weight* [a] [kg]
				Dna	Dnm	a	f	h3	h2	L1	L2	L3	B2	B3	w	d	b	c1	c2	l1	l2	T[a]	
RNB 32-12F	71	0,25	2	50	32	80	360	232	140	1000	170	660	400	360	60	19	30	0	41	190	140	786	81
RNB 32-12D	71	0,25	2	50	32	80	360	232	140	1000	170	660	400	360	60	19	30	0	41	190	140	786	81
RNB 32-12A	71	0,25	2	50	32	80	360	232	140	1000	170	660	400	360	60	19	30	0	41	190	140	786	81
RNB 32-16B	71	0,37	2	50	32	80	360	252	160	1000	170	660	400	360	60	19	30	0	61	240	190	786	88
RNB 32-16A	71	0,37	2	50	32	80	360	252	160	1000	170	660	400	360	60	19	30	0	61	240	190	786	88
RNB 32-20B	80	0,55	2	50	32	80	360	280	180	1000	170	660	400	360	60	19	30	0	80	240	190	834	99
RNB 32-20A	80	0,75	2	50	32	80	360	280	180	1000	170	660	400	360	60	19	30	0	80	240	190	834	99
RNB 40-12F	71	0,25	2	65	40	80	360	232	140	1000	170	660	400	360	60	19	30	0	41	210	160	786	84
RNB 40-12C	71	0,37	2	65	40	80	360	232	140	1000	170	660	400	360	60	19	30	0	41	210	160	786	84
RNB 40-12A	71	0,37	2	65	40	80	360	232	140	1000	170	660	400	360	60	19	30	0	41	210	160	786	84
RNB 40-16C	71	0,37	2	65	40	80	360	252	160	1000	170	660	400	360	60	19	30	0	61	240	190	786	90
RNB 40-16B	80	0,55	2	65	40	80	360	252	160	1000	170	660	400	360	60	19	30	0	52	240	190	834	94
RNB 40-16A	80	0,75	3	65	40	80	360	252	160	1200	205	790	440	400	60	19	30	0	52	240	190	834	104
RNB 40-20B	90S	1,10	3	65	40	100	360	280	180	1200	205	790	440	400	60	19	30	0	70	265	212	874	115
RNB 40-20A	90S	1,10	2	65	40	100	360	280	180	1000	170	660	400	360	60	19	30	0	70	265	212	874	104
RNB 40-25C	90L	1,50	2	65	40	100	360	300	225	1000	170	660	400	360	75	19	30	0	90	320	250	899	121
RNB 40-25B	100L	2,20	2	65	40	100	360	300	225	1000	170	660	400	360	75	19	30	0	80	320	250	949	127
RNB 40-25A	100L	3,00	2	65	40	100	360	300	225	1000	170	660	400	360	75	19	30	0	80	320	250	949	127
RNB 50-12F	71	0,37	2	65	50	100	360	252	160	1000	170	660	400	360	60	19	30	0	61	240	190	806	94
RNB 50-12D	80	0,55	2	65	50	100	360	252	160	1000	170	660	400	360	60	19	30	0	52	240	190	854	98
RNB 50-12A	80	0,75	3	65	50	100	360	252	160	1200	205	790	440	400	60	19	30	0	52	240	190	854	108
RNB 50-12S	80	0,75	3	65	50	100	360	252	160	1200	205	790	440	400	60	19	30	0	52	240	190	854	108
RNB 50-16B	90S	1,10	2	65	50	100	360	280	180	1000	170	660	400	360	60	19	30	0	70	265	212	874	102
RNB 50-16A	90S	1,10	2	65	50	100	360	280	180	1000	170	660	400	360	60	19	30	0	70	265	212	874	102
RNB 50-20C	90S	1,10	3	65	50	100	360	280	200	1200	205	790	440	400	60	19	30	0	70	265	212	874	119
RNB 50-20B	90L	1,50	3	65	50	100	360	280	200	1200	205	790	440	400	60	19	30	0	70	265	212	899	122
RNB 50-20A	100L	2,20	3	65	50	100	360	280	200	1200	205	790	440	400	60	19	30	0	60	265	212	949	127
RNB 50-25C	100L	2,20	3	65	50	100	360	300	225	1200	205	790	440	400	75	19	30	0	80	320	250	949	139
RNB 50-25B	100L	3,00	2	65	50	100	360	300	225	1000	170	660	400	360	75	19	30	0	80	320	250	949	129
RNB 50-25A	112M	4,00	2	65	50	100	360	300	225	1000	170	660	400	360	75	19	30	0	68	320	250	965	139
RNB 65-12E	80	0,75	2	80	65	100	360	280	180	1000	170	660	400	360	75	19	30	0	80	280	212	854	106
RNB 65-12C	80	0,75	3	80	65	100	360	280	180	1200	205	790	440	400	75	19	30	0	80	280	212	854	116
RNB 65-12A	90S	1,10	3	80	65	100	360	280	180	1200	205	790	440	400	75	19	30	0	70	280	212	874	119
RNB 65-16C	90S	1,10	3	80	65	100	360	280	200	1200	205	790	440	400	75	19	30	0	70	280	212	874	119
RNB 65-16B	90S	1,10	3	80	65	100	360	280	200	1200	205	790	440	400	75	19	30	0	70	280	212	874	119
RNB 65-16A	90L	1,50	3	80	65	100	360	280	200	1200	205	790	440	400	75	19	30	0	70	280	212	899	122
RNB 65-20B	100L	2,20	3	80	65	100	360	300	225	1200	205	790	440	400	75	19	30	0	80	320	250	989	135
RNB 65-20A	100L	3,00	3	80	65	100	360	300	225	1200	205	790	440	400	75	19	30	0	80	320	250	989	135
RNB 65-25B	112M	4,00	3	80	65	100	470	320	250	1200	205	790	440	400	90	19	30	0	88	360	280	1115	181
RNB 65-25A	132S	5,50	3	80	65	100	470	320	250	1200	205	790	440	400	90	19	30	0	68	360	280	1189	191
RNB 65-31C	132S	5,50	4	80	65	125	470	345	280	1500	245	1010	480	440	90	19	30	0	93	400	315	1214	242
RNB 65-31B	132M	7,50	4	80	65	125	470	345	280	1500	245	1010	480	440	90	19	30	0	93	400	315	1252	259
RNB 65-31A	132M	9,20	3	80	65	125	470	345	280	1200	205	790	440	400	90	19	30	0	93	400	315	1252	249
RNB 80-16C	90S	1,10	3	100	80	125	360	300	225	1200	205	790	440	400	75	19	30	0	90	320	250	939	130
RNB 80-16B	90L	1,50	3	100	80	125	360	300	225	1200	205	790	440	400	75	19	30	0	90	320	250	964	133
RNB 80-16A	100L	2,20	3	100	80	125	360	300	225	1200	205	790	440	400	75	19	30	0	80	320	250	1014	138
RNB 80-20C	100L	2,20	4	100	80	125	470	300	250	1500	245	1010	480	440	75	19	30	0	80	345	280	1124	175
RNB 80-20B	100L	3,00	4	100	80	125	470	300	250	1500	245	1010	480	440	75	19	30	0	80	345	280	1124	175
RNB 80-20A	112M	4,00	5	100	80	125	470	300	250	1200	205	790	505	465	75	19	30	0	68	345	280	1140	177
RNB 80-25C	112M	4,00	5	100	80	125	470	320	280	1200	205	790	505	465	90	19	30	0	88	400	315	1140	199
RNB 80-25B	132S	5,50	5	100	80	125	470	320	280	1200	205	790	505	465	90	19	30	0	68	400	315	1214	209
RNB 80-25A	132M	7,50	7	100	80	125	470	365	280	1450	235	980	560	510	90	24	13	25	93	400	315	1252	234

Quote e pesi suscettibili di variazione.
Dimensions and weights are subject to variations.

[a] Quota indicativa può variare in funzione della marca del motore
Not binding dimension that can change according to motor maker

Ingombri su base con giunto spaziatore 1450 rpm

Overall dimensions on base with spacer coupling 1450 rpm

Pompa tipo *Pump size*	Grandezza motore *Motor size*		Base - *Base plate*	DIMENSIONI - *DIMENSIONS [mm]*																				Peso *weight* [a] [kg]
				Dna	Dnm	a	f	h3	h2	L1	L2	L3	B2	B3	w	d	b	c1	c2	l1	l2	T[a]	
RNB 80-31C	132M	9,20	7	100	80	125	470	415	315	1450	235	980	560	510	90	24	13	25	143	400	315	1252	261
RNB 80-31B	160M	11,00	7	100	80	125	470	415	315	1450	235	980	560	510	90	24	13	25	115	400	315	1349	320
RNB 80-31A	160L	15,00	7	100	80	125	470	415	315	1450	235	980	560	510	90	24	13	25	115	400	315	1394	334
RNB 80-40C	180M	18,50	5	125	80	125	530	400	355	1200	205	790	505	465	90	19	30	0	100	435	355	1489	421
RNB 80-40B	180L	22,00	5	125	80	125	530	400	355	1200	205	790	505	465	90	19	30	0	100	435	355	1529	439
RNB 80-40A	200L	30,00	7	125	80	125	530	445	355	1450	235	980	560	510	90	24	13	25	105	435	355	1564	510
RNB 100-20C	100L	3,00	7	125	100	125	470	365	280	1450	235	980	560	510	90	24	13	25	125	360	280	1124	187
RNB 100-20B	112M	4,00	7	125	100	125	470	365	280	1450	235	980	560	510	90	24	13	25	113	360	280	1140	197
RNB 100-20A	132S	5,50	7	125	100	125	470	365	280	1450	235	980	560	510	90	24	13	25	93	360	280	1214	207
RNB 100-25B	132M	7,50	7	125	100	140	470	390	280	1450	235	980	560	510	90	24	13	25	118	400	315	1267	243
RNB 100-25A	132M	9,20	8	125	100	140	470	390	280	1590	235	1120	560	510	90	24	13	25	118	400	315	1267	247
RNB 100-31C	160M	11,00	8	125	100	140	470	415	315	1590	235	1120	560	510	90	24	13	25	115	400	315	1364	336
RNB 100-31B	160L	15,00	5	125	100	140	470	370	315	1200	205	790	505	465	90	19	30	0	90	400	315	1409	338
RNB 100-31A	180M	18,50	5	125	100	140	470	370	315	1200	205	790	505	465	90	19	30	0	70	400	315	1444	370
RNB 100-40C	180L	22,00	7	125	100	140	530	445	355	1450	235	980	560	510	110	24	13	25	125	500	400	1544	456
RNB 100-40B	200L	30,00	7	125	100	140	530	445	355	1450	235	980	560	510	110	24	13	25	105	500	400	1579	519
RNB 100-40A	225S	37,00	7	125	100	140	530	445	355	1450	235	980	560	510	110	24	13	25	80	500	400	1624	532
RNB 125-25E	132S	5,50	7	150	125	140	470	415	355	1450	235	980	560	510	90	24	13	25	143	400	315	1229	245
RNB 125-25D	132M	7,50	7	150	125	140	470	415	355	1450	235	980	560	510	90	24	13	25	143	400	315	1267	262
RNB 125-25C	132M	9,20	6	150	125	140	470	415	355	1300	215	870	510	460	90	24	13	25	143	400	315	1267	255
RNB 125-25B	160M	11,00	6	150	125	140	470	415	355	1300	215	870	510	460	90	24	13	25	115	400	315	1364	314
RNB 125-25A	160L	15,00	7	150	125	140	470	415	355	1450	235	980	560	510	90	24	13	25	115	400	315	1409	335
RNB 125-31C	180M	18,50	7	150	125	140	530	445	355	1450	235	980	560	510	110	24	13	25	125	500	400	1504	425
RNB 125-31B	180L	22,00	7	150	125	140	530	445	355	1450	235	980	560	510	110	24	13	25	125	500	400	1544	443
RNB 125-31A	200L	30,00	7	150	125	140	530	445	355	1450	235	980	560	510	110	24	13	25	105	500	400	1579	506
RNB 125-31A	225S	37,00	7	150	125	140	530	445	355	1450	235	980	560	510	110	24	13	25	80	500	400	1624	519
RNB 125-40C	225S	37,00	6	150	125	140	530	480	400	1300	215	870	510	460	110	24	13	25	115	500	400	1624	546
RNB 125-40B	225M	45,00	7	150	125	140	530	480	400	1450	235	980	560	510	110	24	13	25	115	500	400	1649	585
RNB 125-40A	250M	55,00	7	150	125	140	530	480	400	1450	235	980	560	510	110	24	13	25	90	500	400	1729	683
RNB 125-40A	280S	75,00	7	150	125	140	530	480	400	1450	235	980	560	510	110	24	13	25	60	500	400	1769	805
RNB 150-31D	180M	18,50	7	200	150	160	530	445	400	1450	235	980	560	510	110	24	13	25	125	550	450	1524	440
RNB 150-31C	180L	22,00	7	200	150	160	530	445	400	1450	235	980	560	510	110	24	13	25	125	550	450	1564	458
RNB 150-31B	200L	30,00	8	200	150	160	530	445	400	1590	235	1120	560	510	110	24	13	25	105	550	450	1599	525
RNB 150-31A	225S	37,00	8	200	150	160	530	445	400	1590	235	1120	560	510	110	24	13	25	80	550	450	1644	538
RNB 150-31A	225M	45,00	8	200	150	160	530	445	400	1590	235	1120	560	510	110	24	13	25	80	550	450	1669	570
RNB 150-40C	225S	37,00	7	200	150	160	530	480	450	1450	235	980	560	510	110	24	13	25	115	550	450	1644	583
RNB 150-40C	225M	45,00	7	200	150	160	530	480	450	1450	235	980	560	510	110	24	13	25	115	550	450	1669	615
RNB 150-40B	250M	55,00	7	200	150	160	530	480	450	1450	235	980	560	510	110	24	13	25	90	550	450	1749	713
RNB 150-40A	280S	75,00	7	200	150	160	530	480	450	1450	235	980	560	510	110	24	13	25	60	550	450	1789	835
RNB 150-40A	280M	90,00	8	200	150	160	530	480	450	1590	235	1120	560	510	110	24	13	25	60	550	450	1874	935

Quote e pesi suscettibili di variazione.
Dimensions and weights are subject to variations.

[a]Quota indicativa può variare in funzione della marca del motore
Not binding dimension that can change according to motor maker

Ingombri lanternata

Lantern bracket pump overall dimensions

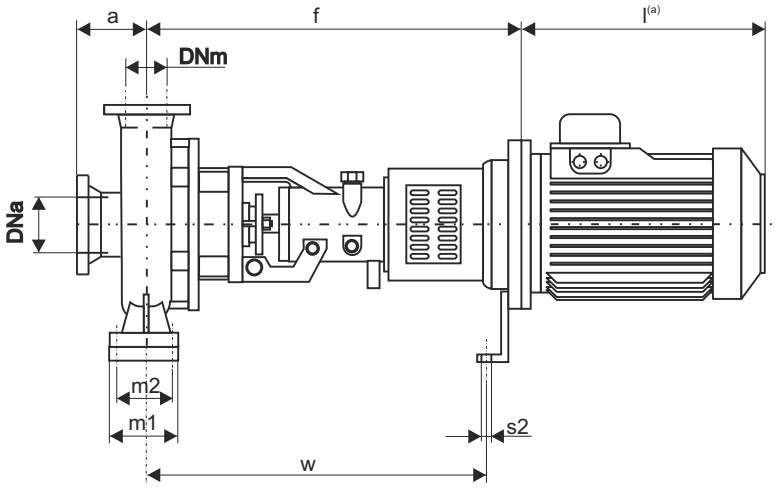

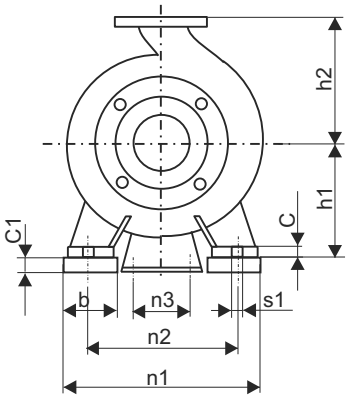

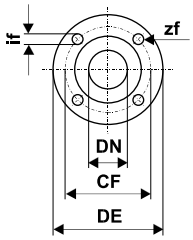

MOTORE ELETTRICO - *ELECTRIC MOTOR*					
Grandezza *Size* IEC	Potenza in [kW] *Power in [kW]* 2 Poli *2 Poles*	4 Poli *4 Poles*	6 Poli *6 Poles*	L(a) [mm]	Peso *Weight* (a) [kg]
80	0.75	0.55	0.37	232	9
80	1.1	0.75	0.55	232	10
90	1.5	1.1	0.75	270	13
90	2.2	1.5	1.1	270	16
100	3	2.2	1.5	298	21
100	-	3	-	298	23
112	4	4	2.2	312	30
132	5.5	5.5	3	381	40
132	7.5	7.5	4	381	50
132	9.2	9.2	5.5	381	50
160	11	11	7.5	486	76
160	15	15	11	486	85
160	18.5	-	-	486	95
180	22	18.5	15	576	130
180	-	22	-	576	145

Dimensioni Flange - *Dimensions Flanges* EN 1092-2 PN 10							
DNa - DNm	**32**	**40**	**50**	**65**	**80**	**100**	**125**
CF	100	110	125	145	160	180	210
DE	140	150	165	185	200	220	250
if	19	19	19	19	19	19	19
zf	4	4	4	4	8	8	8

Pompa tipo Pump size	Grandezza motore *Motor size*	DIMENSIONI - *DIMENSIONS [mm]*																				Peso *weight* (b) [kg]
		Dna	Dnm	a	f	h1	h2	b	m1	m2	n1	n2	n3	w	s1	s2	c	c1	l1	l2	T(a)	
32-12	80	50	32	80	427	112	140	50	100	70	190	140	110	379	14	14	14	0	93	97	801	38
	90	50	32	80	427	112	140	50	100	70	190	140	110	379	14	14	14	0	93	97	846	38
	100	50	32	80	452	112	140	50	100	70	190	140	110	379	14	14	14	25	93	97	921	45
32-16	80	50	32	80	427	132	160	50	100	70	240	190	110	379	14	14	18	0	120	120	801	45
	90	50	32	80	427	132	160	50	100	70	240	190	110	379	14	14	18	0	120	120	846	45
	100	50	32	80	452	132	160	50	100	70	240	190	110	379	14	14	18	0	120	120	921	52
	112	50	32	80	452	132	160	50	100	70	240	190	110	379	14	14	18	0	120	120	937	52
32-20	80	50	32	80	427	160	180	50	100	70	240	190	110	379	14	14	18	0	140	140	801	52
	90	50	32	80	427	160	180	50	100	70	240	190	110	379	14	14	18	0	140	140	846	52
	100	50	32	80	452	160	180	50	100	70	240	190	110	379	14	14	18	0	140	140	921	59
	112	50	32	80	452	160	180	50	100	70	240	190	110	379	14	14	18	0	140	140	937	59
	132	50	32	80	467	160	180	50	100	70	240	190	110	419	14	14	18	0	140	140	1064	57
40-12	80	65	40	80	427	112	140	50	100	70	210	160	110	379	14	14	18	0	100	113	801	41
	90	65	40	80	427	112	140	50	100	70	210	160	110	379	14	14	18	0	100	113	846	41
	100	65	40	80	452	112	140	50	100	70	210	160	110	379	14	14	18	25	100	113	921	48
40-16	80	65	40	80	427	132	160	50	100	70	240	190	110	379	14	14	18	0	119	119	801	47
	90	65	40	80	427	132	160	50	100	70	240	190	110	379	14	14	18	0	119	119	846	47
	100	65	40	80	452	132	160	50	100	70	240	190	110	379	14	14	18	0	119	119	921	54
	112	65	40	80	452	132	160	50	100	70	240	190	110	379	14	14	18	0	119	119	937	54
	132	65	40	80	467	132	160	50	100	70	240	190	110	419	14	14	18	25	119	119	1064	52

Quote e pesi suscettibili di variazione.
Dimensions and weights are subject to variations.

(a)Quota indicativa può variare in funzione della marca del motore
Not binding dimension that can change according to motor brand

(b)Peso senza motore elettrico
Weight without electric motor

Ingombri lanternata

Lantern bracket pump overall dimensions

Pompa tipo Pump size	Grandezza motore *Motor size*	DIMENSIONI - *DIMENSIONS [mm]*																				Peso *weight* [b] [kg]
		Dna	Dnm	a	f	h1	h2	b	m1	m2	n1	n2	n3	w	s1	s2	c	c1	l1	l2	T[a]	
40-20	80	65	40	100	427	160	180	50	100	70	265	212	110	379	14	14	18	0	140	140	821	55
	90	65	40	100	427	160	180	50	100	70	265	212	110	379	14	14	18	0	140	140	866	55
	100	65	40	100	452	160	180	50	100	70	265	212	110	379	14	14	18	0	140	140	941	62
	112	65	40	100	452	160	180	50	100	70	265	212	110	379	14	14	18	0	140	140	957	62
40-25	90	65	40	100	427	180	225	65	125	95	320	250	110	379	14	14	19	0	175	175	866	69
	100	65	40	100	452	180	225	65	125	95	320	250	110	379	14	14	19	0	175	175	941	76
	112	65	40	100	452	180	225	65	125	95	320	250	110	379	14	14	19	0	175	175	957	76
	132	65	40	100	467	180	225	65	125	95	320	250	110	419	14	14	19	0	175	175	1084	74
50-12	80	65	50	100	427	132	160	50	100	70	240	190	110	379	14	14	18	0	121	137	821	51
	90	65	50	100	427	132	160	50	100	70	240	190	110	379	14	14	18	0	121	137	866	51
	100	65	50	100	452	132	160	50	100	70	240	190	110	379	14	14	18	0	121	137	941	58
	112	65	50	100	452	132	160	50	100	70	240	190	110	379	14	14	18	0	121	137	957	58
50-16	90	65	50	100	427	160	180	50	100	70	265	212	110	379	14	14	18	0	127	141	866	53
	100	65	50	100	452	160	180	50	100	70	265	212	110	379	14	14	18	0	127	141	941	60
	112	65	50	100	452	160	180	50	100	70	265	212	110	379	14	14	18	0	127	141	957	60
	132	65	50	100	467	160	180	50	100	70	265	212	110	419	14	14	18	0	127	141	1084	58
50-20	90	65	50	100	427	160	200	50	100	70	265	212	110	379	14	14	18	0	140	153	866	59
	100	65	50	100	452	160	200	50	100	70	265	212	110	379	14	14	18	0	140	153	941	66
	112	65	50	100	452	160	200	50	100	70	265	212	110	379	14	14	18	0	140	153	957	66
	132	65	50	100	467	160	200	50	100	70	265	212	110	419	14	14	18	0	140	153	1084	64
50-25	100	65	50	100	452	180	225	65	125	95	320	250	110	379	14	14	19	0	175	175	941	78
	112	65	50	100	452	180	225	65	125	95	320	250	110	379	14	14	19	0	175	175	957	78
	132	65	50	100	467	180	225	65	125	95	320	250	110	419	14	14	19	0	175	175	1084	76
65-12	80	80	65	100	427	160	180	65	125	95	280	212	110	379	14	14	19	0	134	155	821	59
	90	80	65	100	427	160	180	65	125	95	280	212	110	379	14	14	19	0	134	155	866	59
	100	80	65	100	452	160	180	65	125	95	280	212	110	379	14	14	19	0	134	155	941	66
	112	80	65	100	452	160	180	65	125	95	280	212	110	379	14	14	19	0	134	155	957	66
	132	80	65	100	467	160	180	65	125	95	280	212	110	419	14	14	19	0	134	155	1084	64
65-16	80	80	65	100	427	160	200	65	125	95	280	212	110	379	14	14	19	0	150	172	821	59
	90	80	65	100	427	160	200	65	125	95	280	212	110	379	14	14	19	0	150	172	866	59
	100	80	65	100	452	160	200	65	125	95	280	212	110	379	14	14	19	0	150	172	941	66
	112	80	65	100	452	160	200	65	125	95	280	212	110	379	14	14	19	0	150	172	957	66
	132	80	65	100	467	160	200	65	125	95	280	212	110	419	14	14	19	0	150	172	1084	64
65-20	90	80	65	100	427	180	225	65	125	95	320	250	110	379	14	14	19	0	155	175	866	67
	100	80	65	100	452	180	225	65	125	95	320	250	110	379	14	14	19	0	155	175	941	74
	112	80	65	100	452	180	225	65	125	95	320	250	110	379	14	14	19	0	155	175	957	74
	132	80	65	100	467	180	225	65	125	95	320	250	110	419	14	14	19	0	155	175	1084	72
65-25	100	80	65	100	550	200	250	80	160	120	360	280	110	486	18	14	23	0	175	190	1039	105
	112	80	65	100	550	200	250	80	160	120	360	280	110	486	18	14	23	0	175	190	1055	105
	132	80	65	100	570	200	250	80	160	120	360	280	110	513	18	14	23	0	175	190	1187	107
65-31	132	80	65	125	570	225	280	80	160	120	400	315	110	513	18	14	23	0	220	220	1212	148
80-16	90	100	80	125	427	180	225	65	125	95	320	250	110	379	14	14	19	0	165	193	891	70
	100	100	80	125	452	180	225	65	125	95	320	250	110	379	14	14	19	0	165	193	966	77
	112	100	80	125	452	180	225	65	125	95	320	250	110	379	14	14	19	0	165	193	982	77
	132	100	80	125	467	180	225	65	125	95	320	250	110	419	14	14	19	0	165	193	1109	75
80-20	100	100	80	125	550	180	250	65	125	120	345	280	110	486	14	14	19	0	170	194	1064	100
	112	100	80	125	550	180	250	65	125	120	345	280	110	486	14	14	19	0	170	194	1080	100
	132	100	80	125	570	180	250	65	125	120	345	280	110	513	14	14	19	0	170	194	1212	102
80-25	112	100	80	125	550	200	280	80	160	120	400	315	110	486	18	14	23	0	191	210	1080	122
	132	100	80	125	570	200	280	80	160	120	400	315	110	513	18	14	23	0	191	210	1212	124
100-20	100	125	100	125	550	200	280	80	160	120	360	280	110	486	18	14	23	0	180	212	1064	112
	112	125	100	125	550	200	280	80	160	120	360	280	110	486	18	14	23	0	180	212	1080	112
	132	125	100	125	570	200	280	80	160	120	360	280	110	513	18	14	23	0	180	212	1212	114
100-25	132	125	100	140	570	225	280	80	160	120	400	315	110	513	18	14	23	0	205	233	1227	133

Quote e pesi suscettibili di variazione.
Dimensions and weights are subject to variations.

[a]Quota indicativa può variare in funzione della marca del motore
Not binding dimension that can change according to motor brand

[b]Peso senza motore elettrico
Weight without electric motor

Ingombri lanternata su base

Lantern bracket pump on base overall dimensions

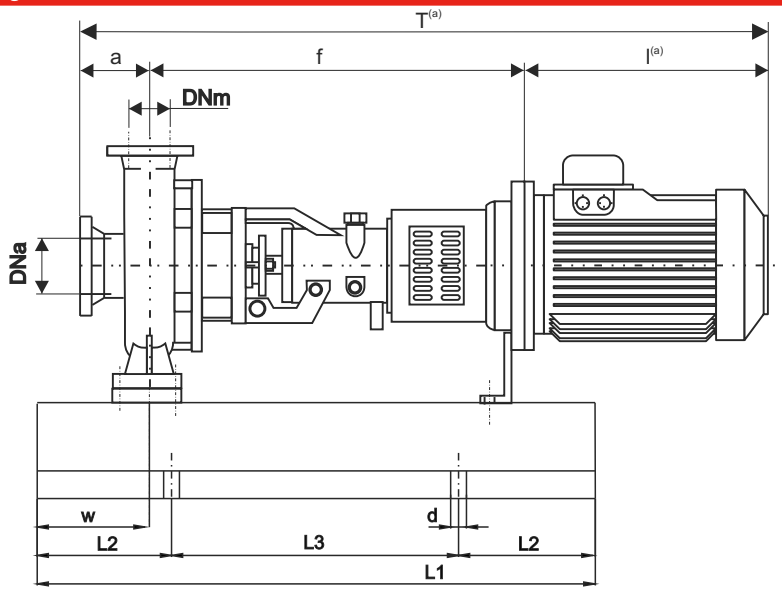

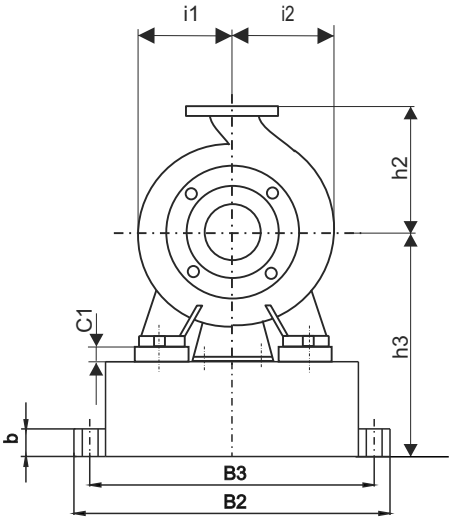

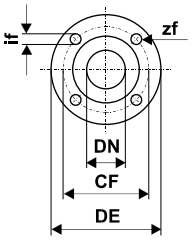

MOTORE ELETTRICO - *ELECTRIC MOTOR*					
Grandezza *Size* IEC	Potenza in [kW] *Power in [kW]* 2 Poli *2 Poles*	4 Poli *4 Poles*	6 Poli *6 Poles*	L(a) [mm]	Peso *Weight* (a) [kg]
80	0.75	0.55	0.37	232	9
80	1.1	0.75	0.55	232	10
90	1.5	1.1	0.75	270	13
90	2.2	1.5	1.1	270	16
100	3	2.2	1.5	298	21
100	-	3	-	298	23
112	4	4	2.2	312	30
132	5.5	5.5	3	381	40
132	7.5	7.5	4	381	50
132	9.2	9.2	5.5	381	50
160	11	11	7.5	486	76
160	15	15	11	486	85
160	18.5	-	-	486	95
180	22	18.5	15	576	130
180	-	22	-	576	145

Dimensioni Flange - *Dimensions Flanges* EN 1092-2 PN 10							
DNa - DNm	**32**	**40**	**50**	**65**	**80**	**100**	**125**
CF	100	110	125	145	160	180	210
DE	140	150	165	185	200	220	250
if	19	19	19	19	19	19	19
zf	4	4	4	4	8	8	8

Pompa tipo Pump size	Grandezza motore *Motor size*	Base *Base plate*	DIMENSIONI - *DIMENSIONS [mm]*																		Peso *weight* (b) [kg]
			Dna	Dnm	a	f	h2	h3	L1	L2	L3	B2	B3	w	d	b	c1	l1	l2	T(a)	
32-12	80	G1	50	32	80	427	140	182	650	100	450	350	320	60	14	4	0	93	97	801	38
	90	G1	50	32	80	427	140	182	650	100	450	350	320	60	14	4	0	93	97	846	38
	100	G1	50	32	80	452	140	182	650	100	450	350	320	60	14	4	25	93	97	921	45
32-16	80	G1	50	32	80	427	160	202	650	100	450	350	320	60	14	4	0	120	120	801	45
	90	G1	50	32	80	427	160	202	650	100	450	350	320	60	14	4	0	120	120	846	45
	100	G1	50	32	80	452	160	202	650	100	450	350	320	60	14	4	0	120	120	921	52
	112	G1	50	32	80	452	160	202	650	100	450	350	320	60	14	4	0	120	120	937	52
32-20	80	G1	50	32	80	427	180	230	650	100	450	350	320	60	14	4	0	140	140	801	52
	90	G1	50	32	80	427	180	230	650	100	450	350	320	60	14	4	0	140	140	846	52
	100	G1	50	32	80	452	180	230	650	100	450	350	320	60	14	4	0	140	140	921	59
	112	G1	50	32	80	452	180	230	650	100	450	350	320	60	14	4	0	140	140	937	59
	132	G1	50	32	80	467	180	230	650	100	450	350	320	60	14	4	0	140	140	1064	57
40-12	80	G1	65	40	80	427	140	182	650	100	450	350	320	60	14	4	0	100	113	801	41
	90	G1	65	40	80	427	140	182	650	100	450	350	320	60	14	4	0	100	113	846	41
	100	G1	65	40	80	452	140	182	650	100	450	350	320	60	14	4	25	100	113	921	48
40-16	80	G1	65	40	80	427	160	202	650	100	450	350	320	60	14	4	0	119	119	801	47
	90	G1	65	40	80	427	160	202	650	100	450	350	320	60	14	4	0	119	119	846	47
	100	G1	65	40	80	452	160	202	650	100	450	350	320	60	14	4	0	119	119	921	54
	112	G1	65	40	80	452	160	202	650	100	450	350	320	60	14	4	0	119	119	937	54
	132	G1	65	40	80	467	160	202	650	100	450	350	320	60	14	4	25	119	119	1064	52

Quote e pesi suscettibili di variazione.
Dimensions and weights are subject to variations.

(a)Quota indicativa può variare in funzione della marca del motore
Not binding dimension that can change according to motor brand

(b)Peso senza motore elettrico
Weight without electric motor

Ingombri lanternata su base

Lantern bracket pump on base overall dimensions

Pompa tipo Pump size	Grandezza motore *Motor size*	Base *Base plate*	DIMENSIONI - *DIMENSIONS [mm]*																		Peso *weight* [b] [kg]
			Dna	Dnm	a	f	h2	h3	L1	L2	L3	B2	B3	w	d	b	c1	l1	l2	T[a]	
40-20	80	G1	65	40	100	427	180	230	650	100	450	350	320	60	14	4	0	140	140	821	55
	90	G1	65	40	100	427	180	230	650	100	450	350	320	60	14	4	0	140	140	866	55
	100	G1	65	40	100	452	180	230	650	100	450	350	320	60	14	4	0	140	140	941	62
	112	G1	65	40	100	452	180	230	650	100	450	350	320	60	14	4	0	140	140	957	62
40-25	90	G1	65	40	100	427	225	250	650	100	450	350	320	75	14	4	0	175	175	866	69
	100	G1	65	40	100	452	225	250	650	100	450	350	320	75	14	4	0	175	175	941	76
	112	G1	65	40	100	452	225	250	650	100	450	350	320	75	14	4	0	175	175	957	76
	132	G1	65	40	100	467	225	250	650	100	450	350	320	75	14	4	0	175	175	1084	74
50-12	80	G1	65	50	100	427	160	202	650	100	450	350	320	60	14	4	0	121	137	821	51
	90	G1	65	50	100	427	160	202	650	100	450	350	320	60	14	4	0	121	137	866	51
	100	G1	65	50	100	452	160	202	650	100	450	350	320	60	14	4	0	121	137	941	58
	112	G1	65	50	100	452	160	202	650	100	450	350	320	60	14	4	0	121	137	957	58
50-16	90	G1	65	50	100	427	180	230	650	100	450	350	320	60	14	4	0	127	141	866	53
	100	G1	65	50	100	452	180	230	650	100	450	350	320	60	14	4	0	127	141	941	60
	112	G1	65	50	100	452	180	230	650	100	450	350	320	60	14	4	0	127	141	957	60
	132	G1	65	50	100	467	180	230	650	100	450	350	320	60	14	4	0	127	141	1084	58
50-20	90	G1	65	50	100	427	200	230	650	100	450	350	320	60	14	4	0	140	153	866	59
	100	G1	65	50	100	452	200	230	650	100	450	350	320	60	14	4	0	140	153	941	66
	112	G1	65	50	100	452	200	230	650	100	450	350	320	60	14	4	0	140	153	957	66
	132	G1	65	50	100	467	200	230	650	100	450	350	320	60	14	4	0	140	153	1084	64
50-25	100	G1	65	50	100	452	225	250	650	100	450	350	320	75	14	4	0	175	175	941	78
	112	G1	65	50	100	452	225	250	650	100	450	350	320	75	14	4	0	175	175	957	78
	132	G1	65	50	100	467	225	250	650	100	450	350	320	75	14	4	0	175	175	1084	76
65-12	80	G1	80	65	100	427	180	230	650	100	450	350	320	75	14	4	0	134	155	821	59
	90	G1	80	65	100	427	180	230	650	100	450	350	320	75	14	4	0	134	155	866	59
	100	G1	80	65	100	452	180	230	650	100	450	350	320	75	14	4	0	134	155	941	66
	112	G1	80	65	100	452	180	230	650	100	450	350	320	75	14	4	0	134	155	957	66
	132	G1	80	65	100	467	180	230	650	100	450	350	320	75	14	4	0	134	155	1084	64
65-16	80	G1	80	65	100	427	200	230	650	100	450	350	320	75	14	4	0	150	172	821	59
	90	G1	80	65	100	427	200	230	650	100	450	350	320	75	14	4	0	150	172	866	59
	100	G1	80	65	100	452	200	230	650	100	450	350	320	75	14	4	0	150	172	941	66
	112	G1	80	65	100	452	200	230	650	100	450	350	320	75	14	4	0	150	172	957	66
	132	G1	80	65	100	467	200	230	650	100	450	350	320	75	14	4	0	150	172	1084	64
65-20	90	G1	80	65	100	427	225	250	650	100	450	350	320	75	14	4	0	155	175	866	67
	100	G1	80	65	100	452	225	250	650	100	450	350	320	75	14	4	0	155	175	941	74
	112	G1	80	65	100	452	225	250	650	100	450	350	320	75	14	4	0	155	175	957	74
	132	G1	80	65	100	467	225	250	650	100	450	350	320	75	14	4	0	155	175	1084	72
65-25	100	G2	80	65	100	550	250	270	850	150	550	510	460	90	16	6	0	175	190	1039	105
	112	G2	80	65	100	550	250	270	850	150	550	510	460	90	16	6	0	175	190	1055	105
	132	G2	80	65	100	570	250	270	850	150	550	510	460	90	16	6	0	175	190	1187	107
65-31	132	G2	80	65	125	570	280	295	850	150	550	510	460	90	16	6	0	220	220	1212	148
80-16	90	G1	100	80	125	427	225	250	650	100	450	350	320	75	14	4	0	165	193	891	70
	100	G1	100	80	125	452	225	250	650	100	450	350	320	75	14	4	0	165	193	966	77
	112	G1	100	80	125	452	225	250	650	100	450	350	320	75	14	4	0	165	193	982	77
	132	G1	100	80	125	467	225	250	650	100	450	350	320	75	14	4	0	165	193	1109	75
80-20	100	G2	100	80	125	550	250	250	850	150	550	510	460	75	16	6	0	170	194	1064	100
	112	G2	100	80	125	550	250	250	850	150	550	510	460	75	16	6	0	170	194	1080	100
	132	G2	100	80	125	570	250	250	850	150	550	510	460	75	16	6	0	170	194	1212	102
80-25	112	G2	100	80	125	550	280	270	850	150	550	510	460	90	16	6	0	191	210	1080	122
	132	G2	100	80	125	570	280	270	850	150	550	510	460	90	16	6	0	191	210	1212	124
100-20	100	G2	125	100	125	550	280	270	850	150	550	510	460	90	16	6	0	180	212	1064	112
	112	G2	125	100	125	550	280	270	850	150	550	510	460	90	16	6	0	180	212	1080	112
	132	G2	125	100	125	570	280	270	850	150	550	510	460	90	16	6	0	180	212	1212	114
100-25	132	G2	125	100	140	570	280	295	850	150	550	510	460	90	16	6	0	205	233	1227	133

Quote e pesi suscettibili di variazione.
Dimensions and weights are subject to variations.

[a]Quota indicativa può variare in funzione della marca del motore
Not binding dimension that can change according to motor brand

[b]Peso senza motore elettrico
Weight without electric motor

SALVATORE ROBUSCHI POMPE PARMA

Closed impeller

Girante chiusa

RNM

T-1012 / 17.01.14

Ingombri monoblocco 1450 rpm

Close coupled pump Overall dimensions 1450 rpm

1

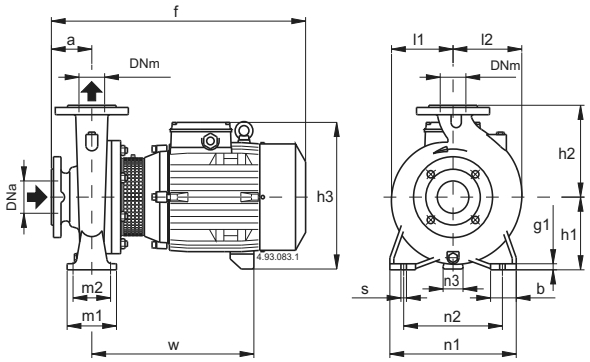

2

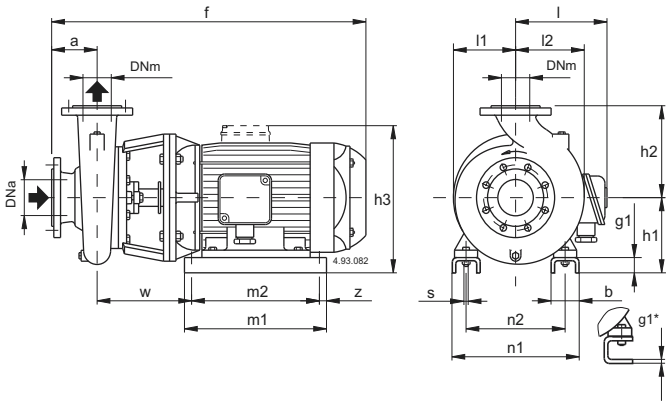

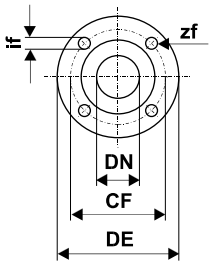

Dimensioni Flange - *Dimensions Flanges* EN 1092-2 PN 10							
DNa - DNm	**32**	**40**	**50**	**65**	**80**	**100**	**125**
CF	100	110	125	145	160	180	210
DE	140	150	165	185	200	220	250
if	19	19	19	19	19	19	19
zf	4	4	4	4	8	8	8

Figura	RNM	DIMENSIONI-*DIMENSION[mm]*																				Peso [a] Weight [kg]
		DNa	DNm	a	f	h1	h2	h3	m1	m2	n1	n2	n3	z	b	s	l	l1	l2	w	g1	
1	RNM 32/125SE-AE-DE-FE	50	32	80	405	112	140	240	100	70	190	140	37	-	50	14	-	93	97	245	12	27-25-24-24
	RNM 32/160AE-BE	50	32	80	410	132	160	260	100	70	240	190	47	-	50	14	-	120	120	250	12	36-34
	RNM 32/200DE RNM 32/200CE RNM 32/200AE	50	32	80	410 475 475	160	180	288	100	70	240	190	62 60 60	-	50	14	-	140	140	250 295 295	12	39 49 52
	RNM 40/125A/A-C/A-F/A	65	40	80	410	112	140	240	100	70	210	160	37	-	50	14	-	100	113	250	12	31-29-27
	RNM 40/160C/A RNM 40/160B/A RNM 40/160A/A	65	40	80	410 475 475	132	160	260	100	70	240	190	47 45 45	-	50	14	-	119	119	250 295 295	12	36 45 49
	RNM 40/200CE-DE RNM 40/200AE-ARE-BE	65	40	100	495 525	160	180	288 320	100	70	265	212	60 49	-	50	14	-	140	140	295 320	12	55-55 72-65-65
	RNM 40/250B/A-C/A RNM 40/250A/A	65	40	100	640 690	180	225	365	125	95	320	250	50	-	65	14	-	175	175	410 460	15	116-110 133
	RNM 50/125F/A RNM 50/125D/A RNM 50/125A/A-S/A	65	50	100	430 495 495	132	160	260	100	70	240	190	47 45 45	-	50	14	-	121	137	250 295 295	12	38 47 51-51
	RNM 50/160A/A-B/A	65	50	100	525	160	180	320	100	70	265	212	49	-	50	14	-	127	141	320	14	70-64
	RNM 50/200A/A-B/A RNM 50/205S/A	65	50	100	640 695	160	200	345	100	70	265	212	40	-	50	14	-	140	153	410 460	15	106-100 112
	RNM 50/250C/A RNM 50/250B/A RNM 50/250A/A	65	50	100	645 695 720	180	225	365	125	95	320	250	50	-	65	14	-	175	175	415 465 465	15	126 132 147
1	RNM 65/125EE RNM 65/125AE-CE	80	65	100	495 525	160	180	288 320	125	95	280	212	60 49	-	65	14	-	134	156	295 320	15	55 73-67
	RNM 65/160DE-EE RNM 65/160BE-CE RNM 65/160AE	80	65	100	525 640 690	160	200	320 345 345	125	95	280	212	49 40 40	-	65	14	- - -	150	172	320 410 460	15	75-70 106-100 121
	RNM 65/200CE RNM 65/200BE	80	65	100	690 715	180	225	365	125	95	320	250	50	-	65	14	-	155	175	460	15	127 139
2	RNM 65/200AE	80	65	100	825	202	225	408	400	360	344	254	-	20	90	14	-	155	175	245	42	164
	RNM 65/250BE-CE RNM 65/250AE	80	65	100	825 945	202 245	250	408 -	400 475	360 425	344 408	254 318	-	20 25	90 90	14 18	- 290	175	190	245 263	42 45	195-174 299
1	RNM 80/160EE RNM 80/160CE-DE RNM 80/160BE RNM 80/160AE	100	80	125	545 670 720 745	180	225	340 365 365 365	125	95	320	250	60 50 50 50	-	65	14	- - - -	165	193	320 415 465 465	15	83 113-108 130 144
2	RNM 80/200AE-BE	100	80	125	850	202	250	408	400	360	344	254	-	20	90	14	-	170	194	245	42	194-173
	RNM 80/250DE-EE RNM 80/250AE-BE-CE	100	80	125	850 970	202 245	280	408 -	400 475	360 425	344 408	254 318	-	20 25	90 90	14 18	- 290	191	210	245 263	42 45	203-182 377-361-331
	RNM 100/200EE RNM 100/200CE-DE RNM 100/200AE-BE	125	100	125	800 850 970	200 202 245	280	377 408 -	298 400 475	258 360 425	262 344 408	216 254 318	-	20 20 25	69 90 90	12 14 18	- - 290	180	212	239 245 263	6* 42 45	173 195-174 355-323
	RNM 100/250BE RNM 100/250AE	125	100	140	980 1050	245 275	280	-	475 480	425 430	408 460	318 356	-	25	90 104	18	290 330	205	233	263 305	45 50	386 498

Quote e pesi suscettibili di variazione.
Dimensions and weights are subject to variations.

[a] Quota indicativa può variare in funzione della marca del motore
Not binding dimension that can change according to motor maker

Ingombri monoblocco 1450 rpm

Close coupled pump Overall dimensions 1450 rpm

1

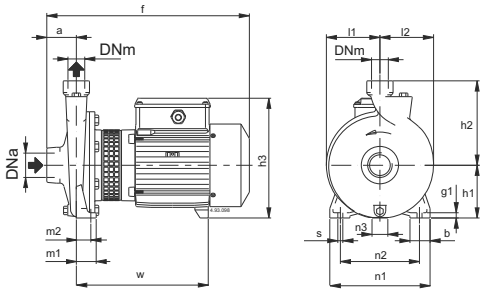

Figura	RNM	DNa	DNm	DIMENSIONI-*DIMENSION[mm]*															Peso [a] Weight [kg]
		ISO 228		a	f	h1	h2	h3	m1	m2	n1	n2	n3	b	s	l1	l2	w	g	
1	RNM 25/125A/A	G 1 1/2	G 1	56	313	90	140	199	37,5	27,5	170	130	9	38	9,5	85	88	250	10	13,5
	RNM 25/160AE-BE			56	380	100	160	228	37,5	27,5	190	150	30	38	9,5	102	102	250	10	17,5
	RNM 25/200A/A-BE-CE			63	385	125	180	253	45	32,5	245	200	49	45	11,5	125	125	250	11	27-23-21,5

2

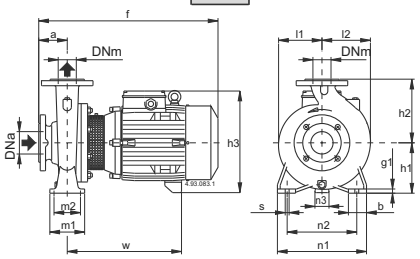

3

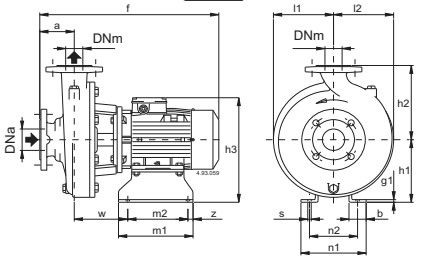

4

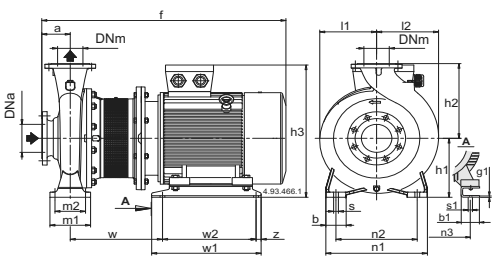

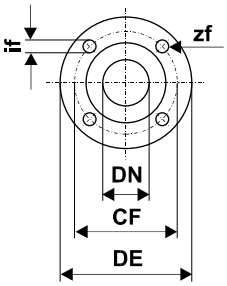

Dimensioni Flange - *Dimensions Flanges* EN 1092-2 PN 10									
DNa - DNm	**32**	**40**	**50**	**65**	**80**	**100**	**125**	**150**	**200**
CF	100	110	125	145	160	180	210	240	295
DE	140	150	165	185	200	220	250	285	340
if	19	19	19	19	19	19	19	23	23
zf	4	4	4	4	8	8	8	8	8

Figura	RNM	DIMENSIONI-*DIMENSION[mm]*																				Peso [a] Weight [kg]
		DNa	DNm	a	f	h1	h2	h3	m1	m2	n1	n2	n3	z	b	s	l	l1	l2	w	g1	
2	RNM 32/1600A-B	50	32	80	410	132	160	260	100	70	240	190	47	-	50	14	-	120	120	255	12	38-38
	RNM 32/200A/A-B	50	32	80	410	160	180	288	100	70	240	190	62	-	50	14	-	140	140	255	12	45-41
	RNM 40/160A/A-B-C	65	40	80	410	132	160	260	100	70	240	190	47	-	50	14	-	119	119	255	12	43-40-38
	RNM 40/200A/A-B/A	65	40	100	470	160	180	288	100	70	265	212	62	-	50	14	-	140	140	295	12	55-55
3	RNM 40250/B/B-C/B RNM 40250/A/B	65	40	100	535 560	190	225	318 350	205 280	175 250	190 230	140 190	-	15	54 60	10 12	-	175	175	156 125	6	73-73 89
2	RNM 50/160A/A-B/A	65	50	100	470	160	180	288	100	70	265	212	62	-	50	14	-	127	141	295	12	55-55
3	RNM 50/250 C/B-D/A RNM 50/250 A/B-B/B	65	50	100	535 560	190	225	318 350	205 280	175 250	190 230	140 190	-	15	54 60	10 12	-	175	175	156 125	6	79,5-79,5 105-92
2	RNM 65/160B/A-C/A RNM 65/160A/A	80	65	100	470 495	160	200	288 306	125	95	280	212	62 60	-	65	14	-	150	172	295 300	15	63-63 71

Quote e pesi suscettibili di variazione.
Dimensions and weights are subject to variations.

[a] Quota indicativa può variare in funzione della marca del motore
Not binding dimension that can change according to motor maker

Ingombri monoblocco 1450 rpm

Close coupled pump Overall dimensions 1450 rpm

2

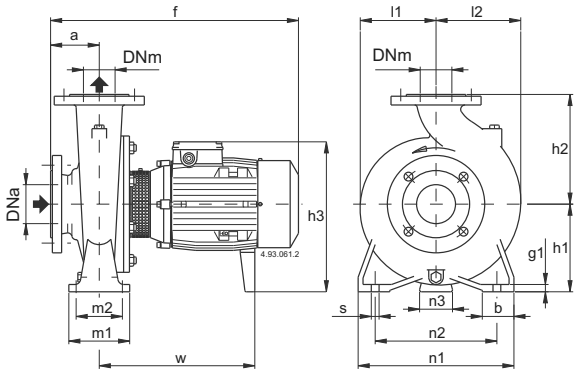

4

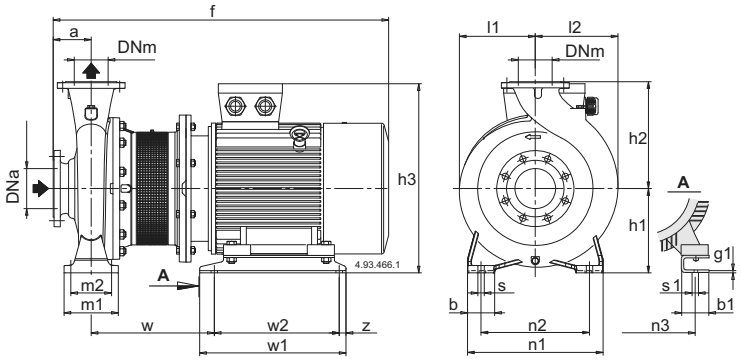

Figura	RNM	DIMENSIONI-*DIMENSION[mm]*																				Peso [a] Weight kg
		DNa	DNm	a	f	h1	h2	h3	m1	m2	n1	n2	n3	z	b	s	l	l1	l2	w	g1	
2	RNM 32/160AE-BE	50	32	80	410	132	160	260	100	70	240	190	47	-	50	14	-	120	120	255	12	30,5-30
	RNM 32/200A/A-BE	50	32	80	410	160	180	288	100	70	240	190	62	-	50	14	-	140	140	255	12	38-34,5
	RNM 40/160A/B-B/A-C/A	65	40	80	410	132	160	268	100	70	240	190	47	-	50	14	-	119	119	255	12	37-33-31
	RNM 40/200A/A-B/A	65	40	100	470	160	180	288	100	70	265	212	62	-	50	14	-	140	140	295	12	41-40,5
	RNM 40/250B/B-C/B RNM 40/250A/B	65	40	100	495 525	180	225	308 340	125	95	320	250	60	-	65	14	-	175	175	300 330	15	66,5-62 78
	RNM 50/160A/B-B/B	65	50	100	470	160	180	288	100	70	265	212	62	-	50	14	-	127	141	295	12	40-39,5
	RNM 50/200C/B RNM 50/200A/B-B/B	65	50	100	480 505	160	200	288	100	70	265	212	62 60	-	50	14	-	140	153	305 310	14	44,5 57-52,5
	RNM 50/250C/B-D/A RNM 50/250A/B-B/B	65	50	100	490 530	180	225	308 340	125	95	320	250	60	-	65	14	-	175	175	300 330	15	68-68 85,5-77,5
	RNM 65/160B/A-C/A RNM 65/160A/A	80	65	100	470 495	160	200	288	125	95	280	212	62 60	-	65	14	-	150	172	255 300	15	48-48 54,5
	RNM 65/200B/A RNM 65/200A/A	80	65	100	505 525	180	225	308 340	125	95	320	250	60	-	65	14	-	155	175	310 330	15	61 73,5
	RNM 65/250B/A RNM 65/250A/A	80	65	100	540 645	200	250	360 385	160	120	360	280	60	-	80	18	-	175	190	345 415	18	97 116
	RNM 65/315B/A-C/A RNM 65/315A/A	80	65	125	670 720	225	280	410	160	120	400	315	75	-	80	18	-	220	220	455 465	20	164-153 176
	RNM 80/160C/A RNM 80/160A/A-B/A	100	80	125	495 520	180	225	288 308	125	95	320	250	62 60	-	65	14	-	165	193	295 300	15	53 65,5-61
	RNM 80/200C/A RNM 80/200A/A-B/A	100	80	125	540 560	180	250	308 340	125	95	345	280	60	-	65	14	-	170	194	320 340	15	74,5 91-82
	RNM 80/250C/A RNM 80/250A/A-B/A	100	80	125	565 670	200	280	360 385	160	120	400	315	60	-	80	18	-	191	210	335 415	20	102 135-124
	RNM 80/315C/A	100	80	125	720	250	315	435	160	120	400	315	90	-	80	18	-	220	232	465	20	181
3	RNM 80/315A/A-B/A	100	80	125	850	260	315	466	435	395	314	254	-	20	74	14	-	220	232	210	6	269-248
2	RNM 100/200B/A-C/A RNM 100/200A/A	125	100	125	565 665	200	280	360 385	160	120	360	280	60	-	80	18	-	180	212	330 410	20	99-90 109
	RNM 100/250B/A RNM 100/250A/A	125	100	140	685 735	225	280	410	160	120	400	315	75	-	80	18	-	205	233	415 465	20	143 152
3	RNM 100/315B/A-C/A	125	100	140	865	260	315	466	435	395	314	254	-	20	74	14	-	230	250	210	6	280-261
2	RNM 125/250D/A-E/A RNM 125/250C/A	150	125	140	685 735	250	355	435	160	120	400	315	90	-	80	18	-	235	268	415 465	20	161-149 173
3	RNM 125/250A/A-B/A	150	125	140	865	260	355	466	435	395	314	254	-	20	74	14	-	235	268	210	6	261-243

Figura	RNM	DIMENSIONI-*DIMENSION[mm]*																						
		DNa	DNm	a	f	h1	h2	h3	m1	m2	n1	n2	n3	z	b	b1	s	s1	l1	l2	w	w1	w2	g1
4	RNM 80/400B-C	125	80	125	1025	280	355	538	160	80	435	355	318	25	80	70	80	15	268	268	318	435	520	6
	RNM 80/400A				1025			580					318	25		70		15			334	455	540	6
	RNM 100/315A	125	100	140	1035	250	315	508	160	100	400	315	279	25	80	70	80	15	230	250	312	382	432	6
	RNM 100/400C	125	100	140	1040	280	355	538	200	100	500	400	279	25	100	70	100	15	268	280	319	435	520	6
	RNM 100/400B				1040			580					318	25		83		19			334	455	540	6
	RNM 100/400A				1199			605					356	55		103		19			385	460	540	8
	RNM 125/315B-C	150	125	140	1040	280	355	538	200	125	500	400	279	25	100	70	100	15	247	278	318	435	520	6
	RNM 125/315A				1040			580					318	25		83		19			334	455	540	6
	RNM 125/400B-C	150	125	140	1199	315	400	640	200	125	500	400	356	25	100	103	100	19	280	305	385	461	540	8
	RNM 125/400A				1237			707					406	25		100		24			454	461	540	8
	RNM 150/315C-D	200	150	160	1060	280	400	538	200	150	550	450	279	25	100	70	100	19	260	298	318	435	520	6
	RNM 150/315B				1060			580					318	25		83		19			434	455	540	6
	RNM 150/315A				1219			605					356	25		103		19			406	460	540	8
	RNM 150/400C	200	150	160	1219	315	450	640	200	150	550	450	356	25	100	103	100	19	295	328	410	461	540	8
	RNM 150/400B				1257			707					406	25		100		24			454	461	540	8
	RNM 150/400A				1330			747					440	45		100		24			482	625	535	8

Quote e pesi suscettibili di variazione.
Dimensions and weights are subject to variations.

[a] Quota indicativa può variare in funzione della marca del motore
Not binding dimension that can change according to motor maker

Ingombri monoblocco 2900 rpm

Close coupled pump Overall dimensions 2900 rpm

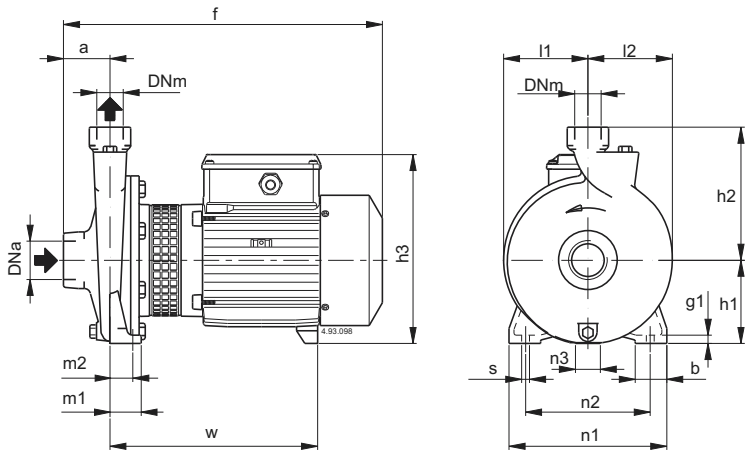

TIPO	RNMM kg	RNM kg
RNM 1/AE	8,7	8,6
RNM 2/B/A	14	13,1
RNM 2/S/A	14,2	13,3
RNM 2/A/A	15,1	14,2
RNM 3/CE	24	22,9
RNM 3/BE	26	25,1
RNM 3/A/A		29,1
RNM 20/160BE	19,9	18,4
RNM 20/160AE	20,7	19,7
RNM 25/125B/A	13,2	12,3
RNM 25/125A/A	14,2	13,3
RNM 25/160BE	20,4	19,7
RNM 25/160AE	22,5	21,5
RNM 25/200B/A		31,6
RNM 25/200A/A		40,9
RNM 25/200S/A		42,2
RNM 25/200B/A		
RNM 25/200A/A		
RNM 25/200S/A		
RNM 10/FE	19,3	18,5
RNM 10/DE	19,4	18,8
RNM 10/AE	20,2	19,3
RNM 10/SE	22,1	21,5
RNM 11/BE	24,7	24,1
RNM 11/A/A		28,1
RNM 12/D/A		33,5
RNM 12/C/A		42
RNM 12/A/A		43,5
RNM 17/HE	23	22,2
RNM 17/GE	24,2	23,2
RNM 17/F/A		28,2
RNM 17/D/A		36,2

RNM	DNa ISO 228	DNm ISO 228	DIMENSIONI-*DIMENSION[mm]*															
			a	f	h1	h2	h3	m1	m2	n1	n2	n3	b	s	l1	l2	w	g1
RNM 1/AE	G 1	G 1	40	261	80	132	176	40	32	170	140	17	35	9,5	77	81	171	10
RNM 2/A/A-S/A-B/A	G 1	G 1	45	305	95	150	207	40	32	190	160	17	35	9,5	87	90	203	10
RNM 3/BE-CE	G 1	G 1	50	375	112	180	240	55	43	245	205	37	45	11,5	110	113	244	12
RNM 3/A/A				415													284	
RNM 20/160AE-BE	G 1 1/4	G 3/4	53	375	100	150	228	37,5	27,5	190	150	30	38	9,5	102	102	246	10
RNM 25/125A/A-B/A	G 1 1/2	G 1	56	313	90	140	199	37,5	27,5	170	130	9	38	9,5	85	88	195	10
RNM 25/160AE-BE	G 1 1/2	G 1	56	380	100	160	228	37,5	27,5	190	150	30	38	9,5	102	102	246	10
RNM 25/200B/A	G 1 1/2	G 1	63	433	125	180	253	45	32,5	245	200	49	45	11,5	125	125	291	11
RNM 25/200A/A-S/A				460			263					42					295	
	G 1 1/2	G 1	63	445	125	180	253	45	32,5	245	200	49	45	11,5	125	125	303	11
				460			263					42					295	
RNM 10/SE-AE-DE-FE	G 2	G 1 1/4	63	382	100	150	228	50	35	190	140	30	50	13	90	97	239	14
RNM 11/BE	G 2	G 1 1/4	70	400	112	170	240	50	35	210	160	37	50	15	103	110	247	14
RNM 11/A/A				440													287	
RNM 12/D/A	G 2	G 1 1/4	70	440	132	190	260	50	35	240	190	47	50	15	125	127	287	14
RNM 12/A/A-C/A				470			270					45					300	
RNM 17/GE-HE				417			240					37					257	
RNM 17/F/A	G 2 1/2	G 2 1/2	80	457	112	160	240	50	35	210	160	37	50	14	96	113	287	14
RNM 17/D/A				480			250					20					295	

Quote e pesi suscettibili di variazione.
Dimensions and weights are subject to variations.

RNMD 20/110

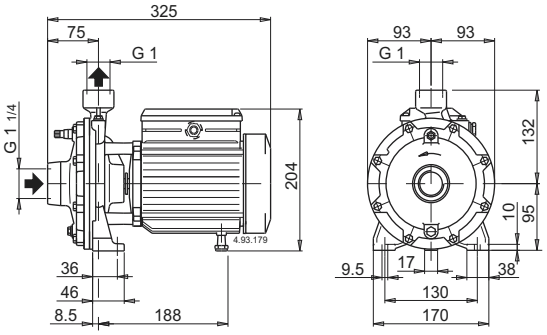

TIPO	RNMDM kg	RNMD kg
RNMD 20/110B/A	13	12,1
RNMD 20/110Z/A	14	13
RNMD 20/110A/A	15,1	14,2

RNMD 20/140
RNMD 25/190

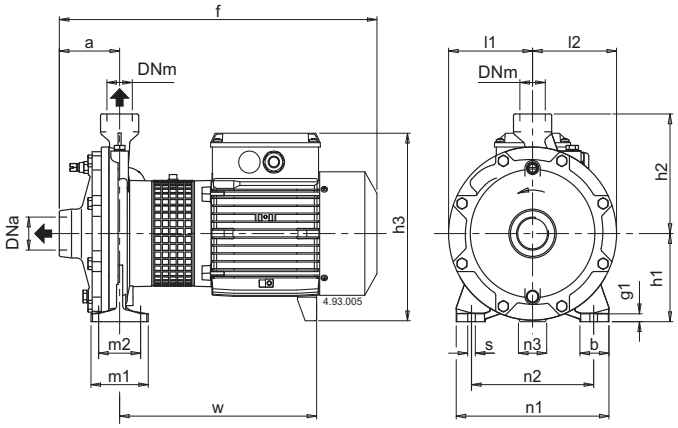

TIPO	RNMDM kg	RNMD kg
RNMD 20/140BE	23,9	22,7
RNMD 20/140AE	25,2	24,8
RNMD 25/190C/A		42
RNMD 25/190B/A		49,7
RNMD 25/190A/A		51,5

RNMD	DNa	DNm	DIMENSIONI-*DIMENSION[mm]*															
	ISO 228		a	f	h1	h2	h3	m1	m2	n1	n2	n3	b	s	l1	l2	w	g1
RNMD 20/140AE-BE	G 1 1/4	G 1	80	417	112	152	243	75	55	200	160	37	38	9,5	110	110	256	10
RNMD 25/190C/A	G 1 1/2	G 1	97	487	140	180	268	100	70	240	190	50	50	14	133	133	314	13
RNMD 25/190A/A-B/A				500			278					49					306	

RNMD 40/180
RNMD 32/210

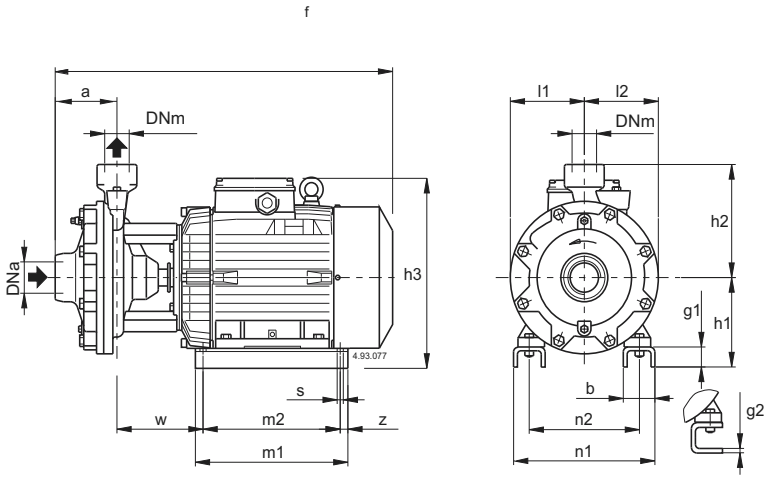

TIPO	RNMD kg
RNMD 32/210D/A	60,5
RNMD 32/210C/A	71
RNMD 32/210B/A	77
RNMD 32/210A/A	99
RNMD 40/180D/A	59,5
RNMD 40/180C/A	70
RNMD 40/180B/A	76
RNMD 40/180A/A	97

RNMD	DNa	DNm	DIMENSIONI-*DIMENSION[mm]*																
	ISO 228		a	f	h1	h2	h3	m1	m2	n1	n2	z	b	s	l1	l2	w	g1	g2
RNMD 32/210D/A				530	155		293	205	175	194	140		54	10			139	-	6
RNMD 32/210B/A -C/A	G 2	G 1 1/4	110	550	150	215	310	280	250	258	190	15	68	12	150	150	108	38	-
RNMD 32/210A/A				625	170		355	298	268	286	216		70	12			152	38	-
RNMD 40/180D/A				535	155		293	205	175	194	140		54	10			133	-	6
RNMD 40/180B/A -C/A	G 2	G 1 1/2	121	555	150	215	310	280	250	258	190	15	68	12	145	145	102	38	-
RNMD 40/180A/A				630	170		355	298	268	286	216		70	12			145	38	

Quote e pesi suscettibili di variazione.
Dimensions and weights are subject to variations.

Prestazioni 2900 rpm

Performance 2900 rpm

RNM	P2		Q m³/h	6,6	7,5	8,4	9,6	10,8	12	13,2	15	16,8	18,9	21	24	27	30
	kW	HP	l/min	110	125	140	160	180	200	220	250	280	315	350	400	450	500
RNM 32/12FE	0,55	0,75		12,5	12,5	12	11,5	11	10	9	7,5						
RNM 32/12DE	0,75	1		18	18	17,5	17	16,5	16	15,5	14						
RNM 32/12AE	1,1	1,5		23	23	22,5	22	21,5	21	20,5	19						
RNM 32/12SE	1,5	2		23,5	23,5	23	22,5	22	21,5	21	20,5	19*	18,5*	16,5*	13*		
RNM 32/16BE	1,5	2		29,5	29,5	29	28,5	27,5	27	26	25*	22,5*					
RNM 32/16AE	2,2	3	H m	35,5	35,5	35	34,5	34	33,5	33	32*	30*					
RNM 32/20DE	2,2	3		38	37,5	37	36	35	33,5	32							
RNM 32/20CE	3	4		45	44,5	44	43,5	42,5	41	40	38	36*					
RNM 32/20AE	4	5,5		57,5	57	56	55,5	55	54,5	53,5	51,5	49*					

RNM	P2		Q m³/h	15	16,8	18,9	21	24	27	30	33	37,8	39	42	45	48	54
	kW	HP	l/min	250	280	315	350	400	450	500	550	630	650	700	850	800	900
RNM 40/12F/A	1,1	1,5		14	13,5	13	12	11	9,5	8	6						
RNM 40/12C/A	1,5	2		17,5	17	16,5	16	15	13,5	12	10,5	7,5	6,5				
RNM 40/12A/A	2,2	3		22	22	21,5	21	20	19	18	16,5	14	13	11,5			
RNM 40/16C/A	2,2	3		23	22,5	22	21,5	20	18,5	16,5	14,5	11	10				
RNM 40/16B/A	3	4		29	28,8	28	27,5	26,5	25	23,5	21,5	18	17	14			
RNM 40/16A/A	4	5,5		37	36,5	36,5	36	35	33,5	32	30,5	27	26	23,5	20	17	
RNM 40/20DE	4	5,5	H m	39	38	37	35,5	33,5	30,5	27	22,5	14					
RNM 40/20CE	4	5,5		41,5	40,5	39,5	38	36	33,5								
RNM 40/20BE	5,5	7,5		50	49,5	48,5	47,5	45,5	43,5	41,5	37,5	30,5					
RNM 40/20ARE	5,5	7,5		55	54,5	54	53	51	49								
RNM 40/20AE	7,5	10		57,5	57	56,5	55,5	54,5	52,5	50,5	48	42,5	40,5	35			
RNM 40/25C/A	9,2	12,5		61	61	60,5	59,5	58,5	56,5	53,5	49,5	41,5	40	33,5			
RNM 40/25B/A	11	15		69,5	69,5	69	68,5	67	65,5	63,5	60,5	53,5	51	45			
RNM 40/25A/A	15	20		90	90	89,5	89	88,5	87	85	83	77,5	76	70,5			

RNM	P2		Q m³/h	24	27	30	33	37,8	42	48	54	60	66	69	72	75	78	81	84
	kW	HP	l/min	400	450	500	550	630	700	800	900	1000	1100	1150	1200	1250	1300	1350	1400
RNM 50/12F/A	2,2	3				15,5	15	14	13,5	12	10	8	6						
RNM 50/12D/A	3	4				20	19,5	18,5	18	16,5	14,5	13	10,5	9	8				
RNM 50/12A/A	4	5,5				24	24	23	22,5	21	19,5	17,5	15	14	12,5	11,5	10		
RNM 50/12S/A	4	5,5				26,5	26	25,5	24,5	23,5	22	20	18	16,5	15,5	14	13	11	
RNM 50/16B/A	5,5	7,5				31	30,5	29,5	28	26	24	21,5	19	17,5	15,5	13,5	11,5	9,5	
RNM 50/16A/A	7,5	10				38,5	38	37,5	36,5	34,5	32,5	30	27	25,5	24	22,5	20,5	19	
RNM 50/20B/A	9,2	12,5		48	47,5	47,5	47	45,5	44,5	42,5	40	37	33	30,5	28	25,5	23		
RNM 50/20A/A	11	15		55	55	54,5	54,5	53,5	52	50	48	45	41,5	39,5	37	35	32,5		
RNM 50/20S/A	15	20	H m	60	60	59,5	59,5	58,5	57,5	55,5	53,5	50,5	47	45	43	40,5	37		
RNM 50/25C/A	11	15		55	54,5	54	53	51,5	49,5	46	41,5	35,5	28,5	24,5					
RNM 50/25B/A	15	20		69	68,5	68	67,5	66	64	61	57	52,5	46,5	43					
RNM 50/25A/A	18,5	25		80,5	80,5	80	79,5	78,5	77	74,5	71,5	67	61,5	58,5					

RNM	P2		Q m³/h	37,8	42	48	54	60	66	75	84	96	108	120	132	150	168
	kW	HP	l/min	630	700	800	900	1000	1100	1250	1400	1600	1800	2000	2200	2500	2800
RNM 65/12EE	4	5,5		18	17,5	17	16,5	16	15	13,5*							
RNM 65/12CE	5,5	7,5		22	21,5	21	20,5	20	19,5	18	15,5*						
RNM 65/12AE	7,5	10		26	25,5	25	24,5	24	23,5	22	20*						
RNM 65/16EE	5,5	7,5				20	19,5	19	18,5	17	15,5	13*	10*				
RNM 65/16DE	7,5	10				26	25,5	25	24,5	23,5	22	20*	16,5*	13*			
RNM 65/16CE	9,2	12,5				30	29,5	29	28,5	28	26,5	24,5*	21,5*	18*			
RNM 65/16BE	11	15	H m			33,5	33	32,5	32	31	30	28*	25,5*	22*			
RNM 65/16AE	15	20				38	37,5	37	36,5	36	35	33*	30,5*	27*			
RNM 65/20CE	15	20				44	43,5	43	42,5	41	39,5	37,5*	35*	31*	27*		
RNM 65/20BE	18,5	25				50	49,5	49	48,5	47,5	46,5	44,5*	42*	39*	35*		
RNM 65/200AE	22	30				56,5	56	55,5	55	54,5	53,5	51*	48,5*	45,5*	41,5*		
RNM 65/250CE	22	30				64	63,5	63	61,5*	60*	57,5*	54,5*	50*				
RNM 65/250BE	30	40				79,5	79	78,5	78*	77*	75*	72*	67*				
RNM 65/250AE	37	50				90	89,5	89	88,5*	87,5*	86*	83,5*	78,5*				

(*)Qmassima altezza d'aspirazione manometrica 1-2 m.

Prestazioni 2900 rpm

Performance 2900 rpm

RNM	P2		Q m³/h	75	84	96	108	120	132	150	168	180	192	210	240	270	300
	kW	HP	l/min	1250	1400	1600	1800	2000	2200	2500	2800	3000	3200	3500	4000	4500	5000
RNM 80/16EE	7,5	10	H m	20	19,3	18,5	17,5*	16,5*	15,5*	13*							
RNM 80/16DE	9,2	12,5		23	22,5	22	21*	19,5*	18*	15*							
RNM 80/16CE	11	15		27,5	27	26,5	25,5*	24,5*	23*	20*	16*						
RNM 80/16BE	15	20		34	33,5	33	32,5*	32*	31*	28*	23*	18*					
RNM 80/16AE	18,5	25		38,5	38	37,5	37*	36,5*	36*	33*	29*	24*					
RNM 80/200BE	22	30		46,5	46	45,5	44,5	43,5*	42*	39*	35,5*	32*					
RNM 80/200AE	30	40		56	55,5	55	54	53*	52*	49,5*	46*	43*					
RNM 80/250EE	22	30		51	50	48,5	46,5	44,5*	42*	38*	33*	29*					
RNM 80/250DE	30	40		65	64	62,5	61	59*	56,5*	53*	49*	45,5*	41*				
RNM 80/250CE	37	50		73,5	73	72	70,5	69*	67*	63*	59*	55,5*	51,5*				
RNM 80/250BE	45	60		84	83,5	82,5	81,5	80*	78*	74,5*	70,5*	67*	63*				
RNM 80/250AE	55	75		95	94,5	93,5	92,5	91,5*	90*	87,5*	84*	80,5*	76,5*				
RNM 100/200EE	18,5	25					30	29,5	29	28	27	26*	25*	23*	19*		
RNM 100/200DE	22	30					36	35,5	35	34	33	32*	31*	29*	24,5*	19*	
RNM 100/200CE	30	40					45	44,5	44	43,5	42,5	41,5*	40,5*	39*	34,5*	29*	22°
RNM 100/200BE	37	50					54	53,5	53	52,5	51,5	50,5*	49,5*	48*	44*	38,5*	32°
RNM 100/200AE	45	60					61,5	61	60,5	60	59,5	58,5*	58*	56,5*	53*	48*	42°
RNM 100/250BE	55	75					73,5	73	72,5	71,5	70	68,5*	67*	65*	61*	55,5*	48,5°
RNM 100/250AE	75	100					91	90,5	90	89,5	88,5	88*	87*	85*	81*	75*	67°

Correnti nominali-*Rated currents*

P2		230V Δ / 400V Y 400V Δ / 690V Y			
kW	HP	IN A	IN A	IN A	IA/IN
0,55	0,75	3	1,7		4,3
0,75	1	4	2,3		5,2
1,1	1,5	5	2,9		5,3
1,5	2	7,5	4,3		5,8
2,2	3	9,15	5,3		6
3	4	11,5	6,6		9
4	5,5		9,6	5,5	9,3
5,5	7,5		12	7	8,3
7,5	10		16	9,2	8,8
9,2	12,5		18,5	10,7	8,3
11	15		21,5	12,4	8,4
15	20		27,5	15,9	8,8
18,5	25		34	19,6	9,7
22	30		42	24,2	9
30	40		54	31,2	9
37	50		68	39,5	8,5
45	60		85	49	8
55	75		105	60	7,2
75	100		140	81	6

P2 Potenza nominale motore.
IA/IN Corrente di spunto / Corrente nominale.

(*)Qmassima altezza d'aspirazione manometrica 1-2 m.

SALVATORE ROBUSCHI POMPE PARMA

Closed impeller

Girante chiusa

RNM

T-2076 / 17.01.14

Prestazioni 1450 rpm

Performance 1450 rpm

RNM	P2		Q m³/h	1	1,2	1,5	1,89	2,4	3	3,6	4,2	4,8	5,4	6	6,6	7,5	8,4	9,6	10,8	12	13,2	15
	kW	HP	l/min	16	20	25	31,5	40	50	60	70	80	90	100	110	125	140	160	180	200	220	250
RNM 25/12A/A	0,25	0,34		6,1	6,05	6	5,9	5,8	5,5	5,2	4,8	4,4	3,9	3,3								
RNM 25/160BE	0,37	0,5		7,7	7,65	7,6	7,55	7,5	7,2	6,9	6,6	6,1	5,5	4,6	3,6							
RNM 25/160AE	0,37	0,5	H	9,2	9,15	9,1	9,05	9	8,7	8,5	8,2	7,8	7,2	6,5	5,6	3,7						
RNM 25/200CE	0,37	0,5	m	11,6	11,5	11,4	11,3	11,1	10,9	10,5	10,1	9,7	9,1	8,5	7,6	6,1	4,1*					
RNM 25/200BE	0,55	0,75		13,4	13,3	13,2	13,1	12,9	12,7	12,4	12	11,6	11,1	10,5	9,8	8,6	7*	4*				
RNM 25/200A/A	0,75	1		14,8	14,7	14,6	14,5	14,4	14,2	14	13,7	13,3	12,9	12,3	11,7	10,5	9,1*	6,2*				

RNM	P2		Q m³/h	2,4	3	3,6	4,8	5,4	6	7,5	8,4	9,6	10,8	12	13,2	15	16,8	18,9	21	24	27	30
	kW	HP	l/min	40	50	60	80	90	100	125	140	160	180	200	220	250	280	315	350	400	450	500
RNM 32/16BE	0,37	0,5		7,6	7,5	7,4	7,2	7,1	6,9	6,3	5,9	5,2	4,2									
RNM 32/16AE	0,37	0,5		9	8,95	8,9	8,7	8,6	8,5	7,9	7,5	6,8	6	5,1*								
RNM 32/20BE	0,55	0,75		12,5	12,4	12,3	12	11,8	11,6	10,6	10	8,9	7,6	6,2*	4,7*							
RNM 32/20A/A	0,75	1		14,3	14,2	14,1	13,9	13,7	13,5	12,9	12,3	11,3	10,2	8,9*	7,5*							
RNM 40/16C/A	0,37	0,5						6,1	6	5,9	5,8	5,6	5,4	5,2	5	4,5	3,9	3,1	2,3			
RNM 40/16B/A	0,55	0,75	H					7,6	7,6	7,6	7,6	7,3	7,1	6,9	6,6	6,3	5,7	5	4	2,7		
RNM 40/16A/B	0,75	1	m					9,6	9,6	9,6	9,4	9,3	9,1	9	8,8	8,4	7,9	7,2	6,4	5,1	3,5	
RNM 40/20B/A	1,1	1,5						13	12,9	12,7	12,6	12,4	12,2	12	11,5	10,8	10	8,6	7			
RNM 40/20A/A	1,1	1,5						14,8	14,7	14,5	14,4	14,2	14	13,8	13,6	13	12,2	11,3	10			
RNM 40/25C/B	1,5	2						17,4	17,3	17,2	17	16,8	16,6	16,3	16	15,1	13,8	12,1	10,4	7,2	2,8	
RNM 40/25B/B	2,2	3						21,4	21,5	21,3	21,2	21	20,9	20,8	20,5	20	19,5	18,3	16,4	13,3	10	5
RNM 40/25A/B	3	4						22,9	22,8	22,9	22,8	22,5	22,5	22,2	22	21,8	21,4	20,4	18,9	16	12,6	8

RNM	P2		Q m³/h	10,8	12	13,2	15	16,8	18,9	21	24	27	30	33	37,8	42	48	54	60	66	75	84
	kW	HP	l/min	180	200	220	250	280	315	350	400	450	500	550	630	700	800	900	1000	1100	1250	1400
RNM 50/16B/B	1,1	1,5		8,2	8,2	8,2	8,1	8	7,8	7,6	7,2	6,7	6,2	5,5	4,4	3,3						
RNM 50/16A/B	1,1	1,5		9,6	9,6	9,6	9,5	9,5	9,3	9,1	8,8	8,3	7,8	7,2	6,1	4,9	3,1					
RNM 50/20C/B	1,1	1,5		11,8	11,8	11,7	11,7	11,5	11,3	10,9	10,4	9,8	9	8,1	6,3	4,7						
RNM 50/20B/B	1,5	2		13,4	13,4	13,4	13,3	13,1	12,9	12,6	12,1	11,5	10,8	9,9	8,2	6,4	3,7					
RNM 50/20A/B	2,2	3		14,9	14,9	14,9	14,9	14,8	14,6	14,4	14	13,4	12,8	12	10,4	8,6	6					
RNM 50/25D/A	2,2	3		14,5	14,4	14,3	14	13,7	13,4	13	12,2	11,2	9,7	8,1	5,4	2,3						
RNM 50/25C/B	2,2	3		17,8	17,8	17,7	17,5	17,2	16,8	16,4	15,7	14,9	13,8	12,4	9,7	6,8						
RNM 50/25B/B	3	4		20,7	20,7	20,7	20,6	20,4	20	19,5	18,9	18,2	17,1	15,9	13,2	10,6	5,8					
RNM 50/25A/B	4	5,5		22,7	22,7	22,6	22,5	22,4	22,1	21,6	21	20,2	19,4	18,3	16,4	13,6	9					
RNM 65/16C/A	1,1	1,5	H							6,3	6,2	6,1	6	5,8	5,6	5,3	4,8	4	3,1			
RNM 65/16B/A	1,1	1,5	m							7,5	7,4	7,3	7,2	7	6,8	6,5	6	5,3	4,4	3,5*		
RNM 65/16A/A	1,5	2								9	8,9	8,8	8,7	8,6	8,4	8,1	7,6	6,9	6,2	5,3*	3,8*	
RNM 65/20B/A	2,2	3								11,9	11,8	11,7	11,6	11,4	11,1	10,8	10,2	9,5	8,7	7,8*	6,2*	4,3*
RNM 65/20A/A	3	4								14,1	14	13,9	13,8	13,7	13,4	13,1	12,6	11,9	11,1	10,2*	8,8*	7,2*
RNM 65/25B/A	4	5,5								18	17,9	17,8	17,7	17,6	17,3	16,9	16,3	15,4	14,4	13,1*	10,8*	8,5*
RNM 65/25A/A	5,5	7,5								21,9	21,8	21,7	21,6	21,5	21,2	20,8	20,2	19,5	18,5	17,5*	15,4*	12,8*
RNM 65/31C/A	5,5	7,5								25,8	25,7	25,5	25,3	25	24,4	23,8	22,8	21,5	20	18,2*	15*	11*
RNM 65/31B/A	7,5	10								31	31	30,9	30,8	30,6	30,2	29,7	28,8	27,8	26,5	25*	22,2*	18,6*
RNM 65/31A/A	9,2	12,5								35,9	35,9	35,8	35,7	35,5	35,1	34,6	33,8	32,8	31,6	30,2*	27,8*	25*

RNM	P2		Q m³/h	30	33	37,8	42	48	54	60	66	75	84	96	108	120	132	150	168	180	192	210
	kW	HP	l/min	500	550	630	700	800	900	1000	1100	1250	1400	1600	1800	2000	2200	2500	2800	3000	3200	3500
RNM 80/16C/A	1,1	1,5		5,4	5,3	5,2	5	4,8	4,6	4,3	3,9	3,1										
RNM 80/16B/A	1,5	2		6,7	6,6	6,5	6,3	6,1	5,9	5,6	5,2	4,6	3,7									
RNM 80/16A/A	2,2	3		9,6	9,5	9,4	9,2	9	8,8	8,5	8,1	7,5	6,7	5,2								
RNM 80/20C/A	2,2	3		10,3	10,2	10,1	10	9,8	9,5	9,1	8,6	7,7	6,6	4,6								
RNM 80/20B/A	3	4		12,1	12	11,9	11,8	11,7	11,4	11,1	10,6	9,8	9	7,5	5,7*							
RNM 80/20A/A	4	5,5		13,9	13,8	13,7	13,6	13,5	13,3	13	12,6	11,8	11	9,6	7,9*	6*						
RNM 80/25C/A	4	5,5		16,9	16,8	16,7	16,6	16,3	15,9	15,4	14,8	13,9	12,7	11,1	9,3*	7,2*						
RNM 80/25B/A	5,5	7,5	H	20,7	20,6	20,5	20,4	20,3	20	19,6	19,1	18,2	17,1	15,4	13,5*	11,4*	9*					
RNM 80/25A/A	7,5	10	m	23,7	23,7	23,6	23,5	23,3	23	22,7	22,2	21,5	20,5	19	17,2*	15,1*	12,7*					
RNM 80/31C/A	9,2	12,5		28,8	28,8	28,7	28,6	28,3	27,9	27,4	26,8	25,8	24,6	22,6	20,4*	17,8*	15*					
RNM 80/315B/A	11	15		32,3	32,3	32,2	32,1	31,9	31,6	31,2	30,7	29,8	28,8	27	25,1*	22,9*	20*					
RNM 80/315A	15	20		37,4	37,4	37,3	37,2	37,1	37	36,7	36,3	35,6	34,7	33,2	31,3*	29*	26,4*					
RNM 80/400C	18,5	25		46,5	46,3	46,1	45,8	45,2	44,5	43,5	42,4	40	37,2	32,5	26,2*	18,5*						
RNM 80/400B	22	30		54	53,8	53,6	53,3	53	52,4	51,6	50,6	48,7	46,1	42	36,5*	29,5*	21*					
RNM 80/400A	30	40		61,5	61,4	61,3	61,1	60,8	60,2	59,4	58,4	56,5	54	50,5	45,5*	40*	32,5*					

(*)Qmassima altezza d'aspirazione manometrica 1-2 m.

Prestazioni 1450 rpm

Performance 1450 rpm

RNM	P2		Q m³/h	48	54	60	66	75	84	96	108	120	132	150	168	180	192	210	240	270	300	330
	kW	HP	l/min	800	900	1000	1100	1250	1400	1600	1800	2000	2200	2500	2800	3000	3200	3500	4000	4500	5000	5500
RNM 100/20C/A	3	4	H m	9,4	9,3	9,2	9,1	8,9	8,5	8	7,3	6,5	5,6	4*								
RNM 100/20B/A	4	5,5		12	11,9	11,8	11,7	11,5	11,2	10,7	10	9,3	8,4	6,7*	4,5*							
RNM 100/20A/A	5,5	7,5		15,2	15,2	15,1	15	14,9	14,7	14,3	13,8	13,1	12,2	10,7*	9*	7,5*	6*					
RNM 100/25B/A	7,5	10		19,5	19,5	19,4	19,3	19	18,7	18,2	17,5	16,6	15,6	13,8*	11,7*	10*	8,4*	5,5*				
RNM 100/25A/A	9,2	12,5		22,3	22,3	22,2	22,1	21,9	21,7	21,2	20,5	19,8	18,8	17,1*	15*	13,4*	11,7*	8,9*				
RNM 100/315C/A	11	15		26,9	26,9	26,8	26,6	26,2	25,7	24,9	23,8	22,7	21,3	18,9*	15,9*	13,7*	11,3*					
RNM 100/315B/A	15	20		31,5	31,5	31,4	31,3	31,2	30,8	30,2	29,3	28,2	26,9	24,6*	21,8*	19,8*	17,6*	14*				
RNM 100/315A	18,5	25		36,9	36,9	36,8	36,7	36,6	36,4	36	35,3	34,5	33,4	31,4*	29*	27,2*	25,3*	22,2*				
RNM 100/400C	22	30		41,3	41,2	41,1	41	40,7	40,4	39,8	39	38	36,5	34*	31*	28,7*	26*					
RNM 100/400B	30	40		50,2	50,1	50	49,9	49,7	49,4	48,8	48	47,1	46	44*	41,3*	39,5*	37*	33,5*				
RNM 100/400A	37	50		58,2	58,1	58	57,9	57,8	57,6	57,2	56,3	55,7	54,5	52,7*	50,5*	49*	47*	44*				

RNM	P2		Q m³/h	84	96	108	120	132	150	168	180	192	210	240	270	300	330	360	390	420	450	480
	kW	HP	l/min	1400	1600	1800	2000	2200	2500	2800	3000	3200	3500	4000	4500	5000	5500	6000	6500	7000	7500	8000
RNM 125/25E/A	5,5	7,5	H m	11	10,8	10,5	10,1	9,7	9,1	8,3	7,8	7,2	6,2	4,4*								
RNM 125/25D/A	7,5	10		14	13,9	13,7	13,4	13	12,4	11,6	11	10,4	9,4	7,4*	5,1*							
RNM 125/25C/A	9,2	12,5		16,7	16,6	16,4	16,2	15,9	15,4	14,6	14,1	13,5	12,5	10,4*	8,2*	5,8*						
RNM 125/250B/A	11	15		19,3	19,2	19,1	18,9	18,7	18,2	17,5	17	16,3	15,3	13,3*	10,9*	8,2*						
RNM 125/250A/A	15	20		22,7	22,7	22,6	22,4	22,2	21,8	21,2	20,8	20,1	19,3	17,4*	15*	12,4*	9,3*					
RNM 125/315C	18,5	25		27,9	27,8	27,7	27,6	27,2	26,5	25,6	24,9	24	22,8	20,2*	17*	13,5*	9,5*					
RNM 125/315B	22	30		31,8	31,7	31,6	31,5	31,1	30,6	29,7	29,1	28,5	27,3	24,9*	22*	18,5*	14,3*					
RNM 125/315A	30	40		36,8	36,8	36,7	36,6	36,4	35,9	35,2	34,7	34,2	33,2	31*	28,4*	25,3*	21,6*					
RNM 125/400C	37	50		45,4	45,3	45,2	45,1	44,9	44,4	43,7	43	42	40	37*	33*	28,5*	23,5*					
RNM 125/400B	45	60		51,4	51,3	51,2	51,1	50,9	50,4	49,7	49	48,2	46,8	44*	40,5*	36*	31,5*					
RNM 125/400A	55	75		59,2	59,1	59	58,9	58,7	58,2	57,7	57,2	56,7	55,7	53,5*	50,5*	46,5*	42,5*					
RNM 150/315D	18,5	25						22,8	22,6	22,3	22	21,7	21,1	20	18,6	17	15,1	13	10,6*	8*		
RNM 150/315C	22	30						25,6	25,4	25,1	24,9	24,7	24,2	23,3	22	20,4	18,5	16,5	14,1*	11,6*	8,9*	
RNM 150/315B	30	40						30,6	30,6	30,5	30,3	30,1	29,7	29	27,9	26,5	24,9	23	20,8*	18,3*	15,4*	
RNM 150/315A	37	50						35,6	35,6	35,5	35,4	35,3	35,2	34,6	33,7	32,5	31	29,2	27,1*	24,7*	21,8*	18,5*
RNM 150/400C	45	60						45	44,9	44,7	44,5	44	43,5	42,5	40,5	38,5	36	33,5	30,5*	27*	23,5*	19,5*
RNM 150/400B	55	75						50,8	50,7	50,5	50,3	50	49,5	48,5	47	45	43	40,5	38*	35*	32*	28,5*
RNM 150/400A	75	100						58,8	58,7	58,6	58,5	58,3	57,9	57	55,5	54	52	49,5	47*	44*	41*	37,5

Correnti nominali-*Rated currents*

P2		230 V Δ / 400 V Y		
kW	HP	IN A	IN A	IA/IN
0,25	0,34	1,4	0,8	3,7
0,37	0,5	1,65	0,95	4,2
0,55	0,75	2,6	1,5	4,8
0,75	1	3,3	1,9	5,2
1,1	1,5	5	2,9	4,7
1,5	2	6	3,5	5
2,2	3	8,6	5	6,1
3	4	11,1	6,4	9

P2		400 V Δ / 690 V Y		
kW	HP	IN A	IN A	IA/IN
4	5,5	8,3	4,8	9,3
5,5	7,5	12,5	7,2	7,7
7,5	10	16	9,2	9,4
9,2	12,5	19	11	9,3
11	15	22,5	13	6,9
15	20	29	16,7	7
18,5	25	34,5	19,9	6,4
22	30	40,5	23,4	6,7
30	40	55	31,8	6,7
37	50	67	38,5	6,8
45	60	81	46,8	6,9
55	75	96	55,4	7,5
75	100	130	75	6,8

P2 Potenza nominale motore.
IA/IN Corrente di spunto / Corrente nominale.

(*)Qmassima altezza d'aspirazione manometrica 1-2 m.

Prestazioni 2900 rpm

Performance 2900 rpm

RNM	P2		Q m³/h	1	1,2	1,5	1,89	2,4	3	3,6	4,2	4,8	5,4	6	6,6	7,5	8,4
	kW	HP	l/min	16	20	25	31,5	40	50	60	70	80	90	100	110	125	140
RNM 1/AE	0,37	0,5		22	21,6	21,3	20,9	20,3	19,4	18,1	16,3						
RNM 2/B/A	0,55	0,75		27	26,5	26	25,5	25	24	23	22	20					
RNM 2/S/A	0,55	0,75		31	30,5	30	29	27,5	25,5	23,5	20	16					
RNM 2/A/A	0,75	1	H	33,5	33	32,5	32	31,5	30,5	29,5	28,5	27	26	24			
RNMM 3/CE	1,1	1,5	m		37,5	37,5	37	36,5	36	35	34	32					
RNM 3/CE	1,1	1,5			37,5	37,5	37	36,5	36	35	34	32	30,5*	28,5*			
RNMM 3/BE	1,5	2			42	42	41,5	41	40,5	40	39	37	35*	32*			
RNM 3/BE	1,5	2			47	47	46,5	46	45,5	45	44	43	41,5*	40*	37,5*	33*	26*
RNM 3/A/A	2,2	3			56	55,5	55,5	55	54,5	53,5	52,5	51,5	50*	48*	46*	42*	36*

RNM RNMD			Q m³/h	1	1,2	1,5	1,89	2,4	3	3,6	4,2	4,8	5,4	6	6,6	7,5	8,4
	kW	HP	l/min	16	20	25	31,5	40	50	60	70	80	90	100	110	125	140
RNMD 20/110B/A	0,45	0,6		33	32	31	29	26,5	23	18							
RNMD 20/110Z/A	0,55	0,75		37	36	35	33	30,5	27,5	23	18*						
RNMD 20/110A/A	0,75	1		43	42	40,5	39	36,5	33	29	25*						
RNMDM 20/140BE	1,1	1,5	H	52	51,5	51	50	48,5	47	45							
RNMD 20/140BE	1,1	1,5	m	53	52,5	52	51	50	48	46	43,5	40					
RNMDM 20/140AE	1,5	2		57,5	57	56,5	55,5	54	51,5	49	46	43	40	36			
RNMD 20/140AE	1,5	2		67	66,5	66	64,5	63	61,5	59	57	53,5	50	46			
RNM 20/160BE	0,75	1					30,5	30	29,5	28,5	27,5	26,5	25,5	24	22*		
RNM 20/160AE	1,1	1,5					36	35,5	35	34,5	33,5	32	30,5	29	27*		

RNM RNMD	P2		Q m³/h	2,4	3	3,6	4,8	6	6,6	7,5	8,4	9,6	10,8	12	13,2	15	16,8
	kW	HP	l/min	40	50	60	80	100	110	125	140	160	180	200	220	250	280
RNM 25/12B/A	0,55	0,75		20	19,9	19,8	19,3	18,5	18	17,3	16,3	15*	13,2*	11*			
RNM 25/12A/A	0,75	1		23,5	23,4	23,3	22,9	22,1	21,7	20,9	20	18,7*	17,1*	15,2*			
RNM 25/160BE	1,1	1,5			31	30,7	30	28,5	28	27	26	23					
RNM 25/160AE	1,5	2			36,5	36,2	35,5	34,5	34	33,5	32,5	31	28,5*	26*			
RNM 25/20B/A	2,2	3	H		42,5	42	41	40	39,5	38,5	37,5	36	33*	29*			
RNM 25/20A/A	3	4	m		50	49,7	49	48	47,5	47	46,5	45,5	44*	42*	39*		
RNM 25/20S/A	4	5,5			59	58,5	58	57,5	57	56,5	55,5	54,5	53	51,5	49*	44,5*	37*
RNMD 25/190C/A	2,2	3		62	60,5	59	55,5	51	48,5	44	38*						
RNMD 25/190B/A	3	4		76	75	74	70	66	64	60	54	46*					
RNMD 25/190A/A	4	5,5		98	97	96	93,5	90	88	84	79	70*					

RNM	P2		Q m³/h	6,6	7,5	8,4	9,6	10,8	12	13,2	15	16,8	18,9	21	24	27	30
	kW	HP	l/min	110	125	140	160	180	200	220	250	280	315	350	400	450	500
RNM 10/FE	0,55	0,75		12,5	12,5	12	11,5	11	10	9	7,5						
RNM 10/DE	0,75	1		18	18	17,5	17	16,5	16	15,5	14						
RNM 10/AE	1,1	1,5		23	23	22,5	22	21,5	21	20,5	19						
RNM 10/SE	1,5	2		23,5	23,5	23	22,5	22	21,5	21	20,5	19*	18,5*	16,5*	13*		
RNMM 11/BE	1,5	2	H	26,5	25,5	25	24	23	22,5	21,5	19,5	17,5					
RNM 11/BE	1,5	2	m	29,5	29,5	29	28,5	27,5	27	26	25*	22,5*					
RNM 11/A/A	2,2	3		35,5	35,5	35	34,5	34	33,5	33	32*	30*					
RNM 12/D/A	2,2	3		38	37,5	37	36	35	33,5	32							
RNM 12/C/A	3	4		45	44,5	44	43,5	42,5	41	40	38	36*					
RNM 12/A/A	4	5,5		57,5	57	56	55,5	55	54,5	53,5	51,5	49*					

(*)Qmassima altezza d'aspirazione manometrica 1-2 m.

Prestazioni 2900 rpm

Performance 2900 rpm

RNMD	P2		Q m³/h	5,4	6	6,6	7,5	8,4	9,6	10,8	12	13,2	15	16,8	18,9	21	24
	kW	HP	l/min	90	100	110	125	140	160	180	200	220	250	280	315	350	400
RNMD 32/210D/A	4	5,5		71	69	67,5	65	62,5	58	53	46	37*					
RNMD 32/210C/A	5,5	7,5		84	83	82	81	79	76	73	69	64*	54*				
RNMD 32/210B/A	7,5	10		104	103	102	100	98	95	92	88	84*	76*				
RNMD 32/210A/A	9,2	12,5	H	114	113	112	110	108	105	103	99	96*	90*				
RNMD 40/180D/A	4	5,5	m				60	59,5	57	56	53	51,5	48	44	39	34*	25*
RNMD 40/180C/A	5,5	7,5					69	68	67	66	64,5	63	60	57	53	48*	40*
RNMD 40/180B/A	7,5	10					87	86	85	84	82,5	81	78	75	71	66*	59*
RNMD 40/180A/A	9,2	12,5					94	93	92	91	89,5	88	85	82	78	74*	67*

RNM	P2		Q m³/h	21	24	27	30	33	37,8	42	48	54	60	66	75	84	96
	kW	HP	l/min	350	400	450	500	550	630	700	800	900	1000	1100	1250	1400	1600
RNM 17/HE	1,1	1,5		9,5	9,2	9	8,6	8,2	7,5	6,7	5,5	3,5*					
RNM 17/GE	1,5	2	H	12	11,7	11,5	11,2	11	10,3	9,7	8,5	7*	4*				
RNM 17/F/A	2,2	3	m		16	16	15,5	15	14,5	14	13	11,5*	10*	8*			
RNM 17/D/A	3	4				18	18	17,5	17	16,5	15,5	14*	13*	11,5*			

Correnti nominali-*Rated currents*

P1	P2		230 V 1~	
kW	kW	HP	IN A	IA/IN
0,62	0,37	0,5	3	2,7
0,72	0,45	0,6	3,6	2,9
0,91	0,55	0,75	4,5	3,1
1,2	0,75	1	5,8	3
1,6	1,1	1,5	7,4	3
2	1,5	2	9,2	3,8

P2		230 V Δ / 400 V Y	400 V Δ / 690 V Y		
kW	HP	IN A	IN A	IN A	IA/IN
0,37	0,5	2,3	1,3		3,8
0,45	0,6	2,3	1,3		3,5
0,55	0,75	3	1,7		4,3
0,75	1	3,8	2,2		3,9
1,1	1,5	4,7	2,7		5,6
1,5	2	7,5	4,3		5,5
2,2	3	9,15	5,3		7,4
3	4	11,5	6,6		8,2
4	5,5		9,6	5,5	7,6
5,5	7,5		10,9	6,3	9,1
7,5	10		14,3	8,3	9,1
9,2	12,5		18,5	10,7	8,2

P1 Massima potenza assorbita.
P2 Potenza nominale motore.
IA/IN Corrente di spunto / Corrente nominale.

(*)Qmassima altezza d'aspirazione manometrica 1-2 m.

Campo di applicazione
Coverage chart

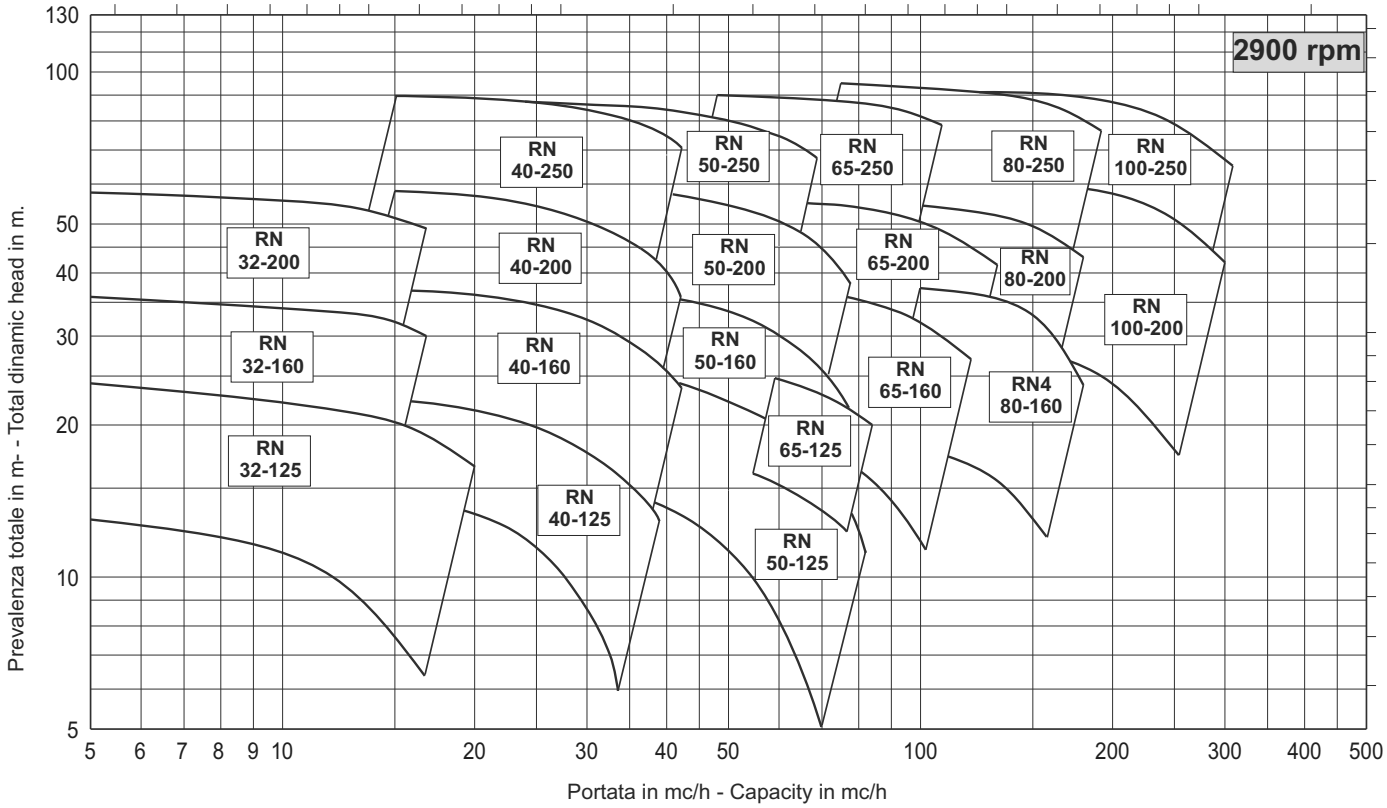

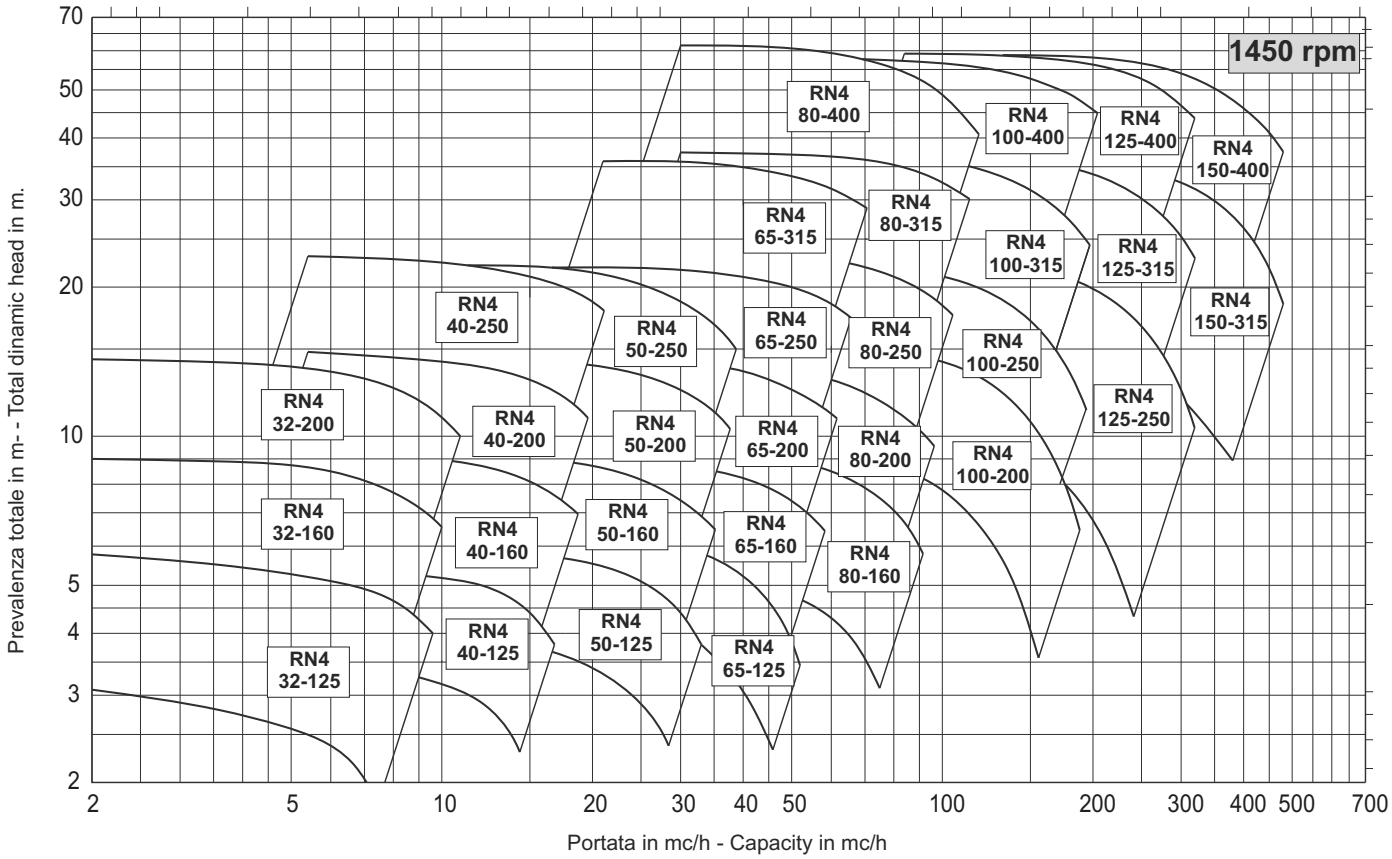

Campo di applicazione

Coverage chart

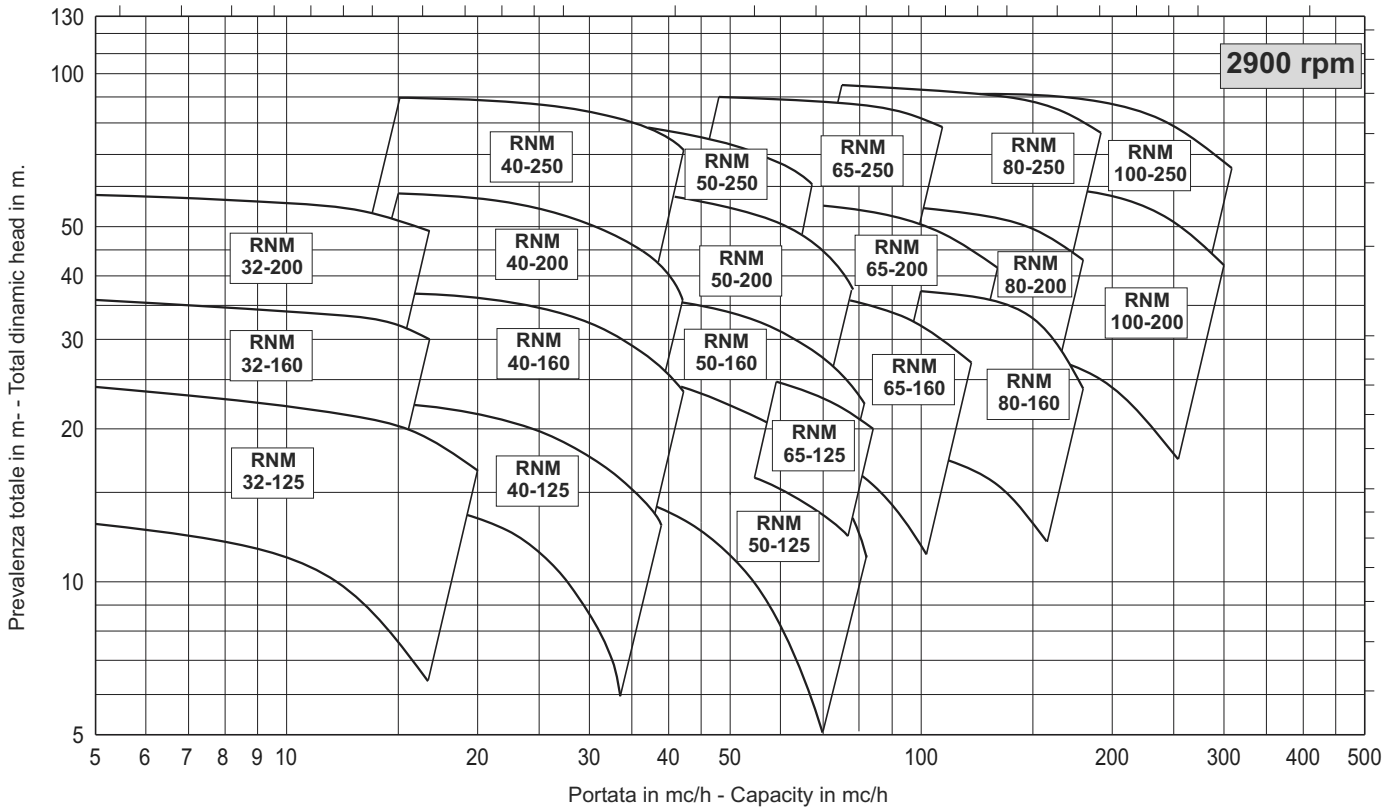

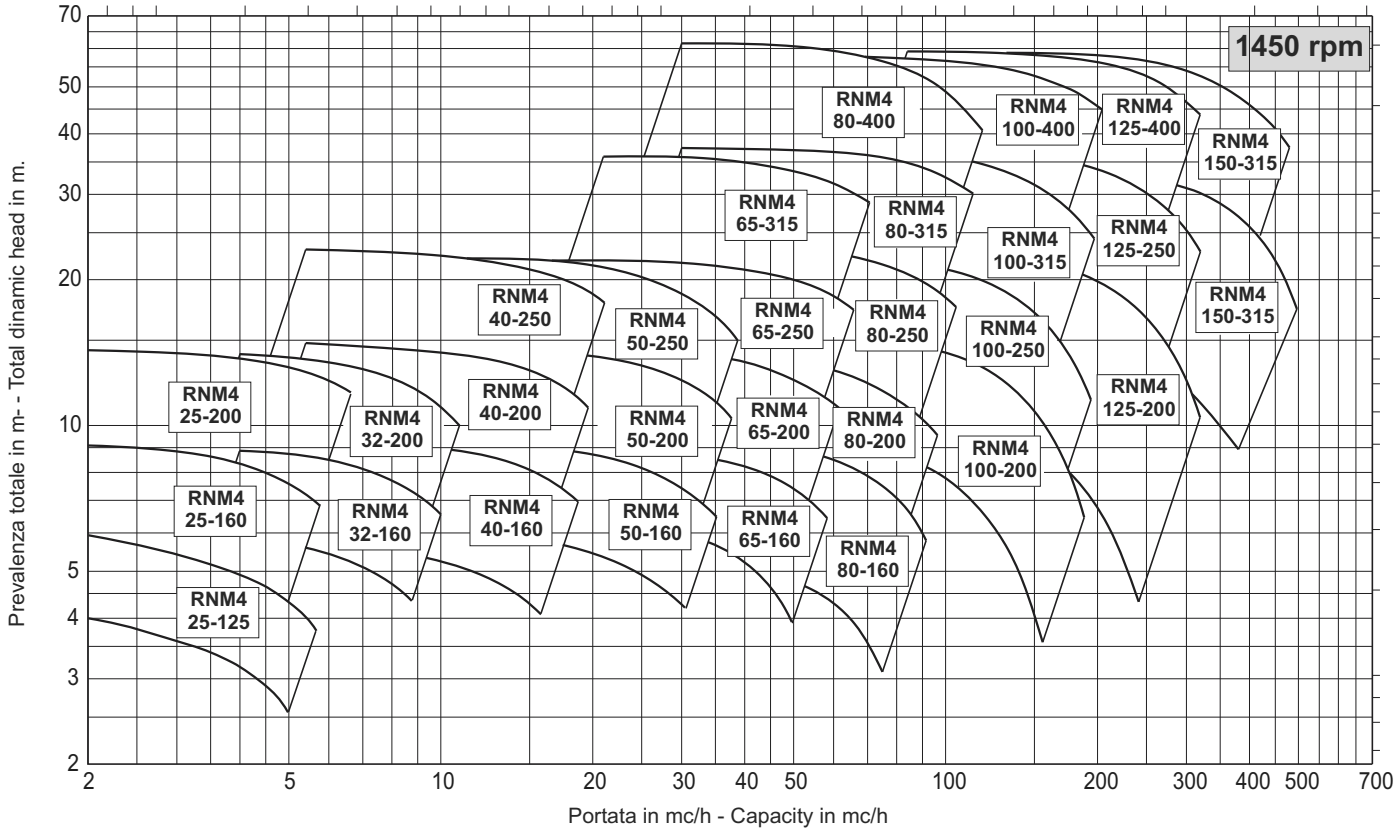

Campo di applicazione

Coverage chart

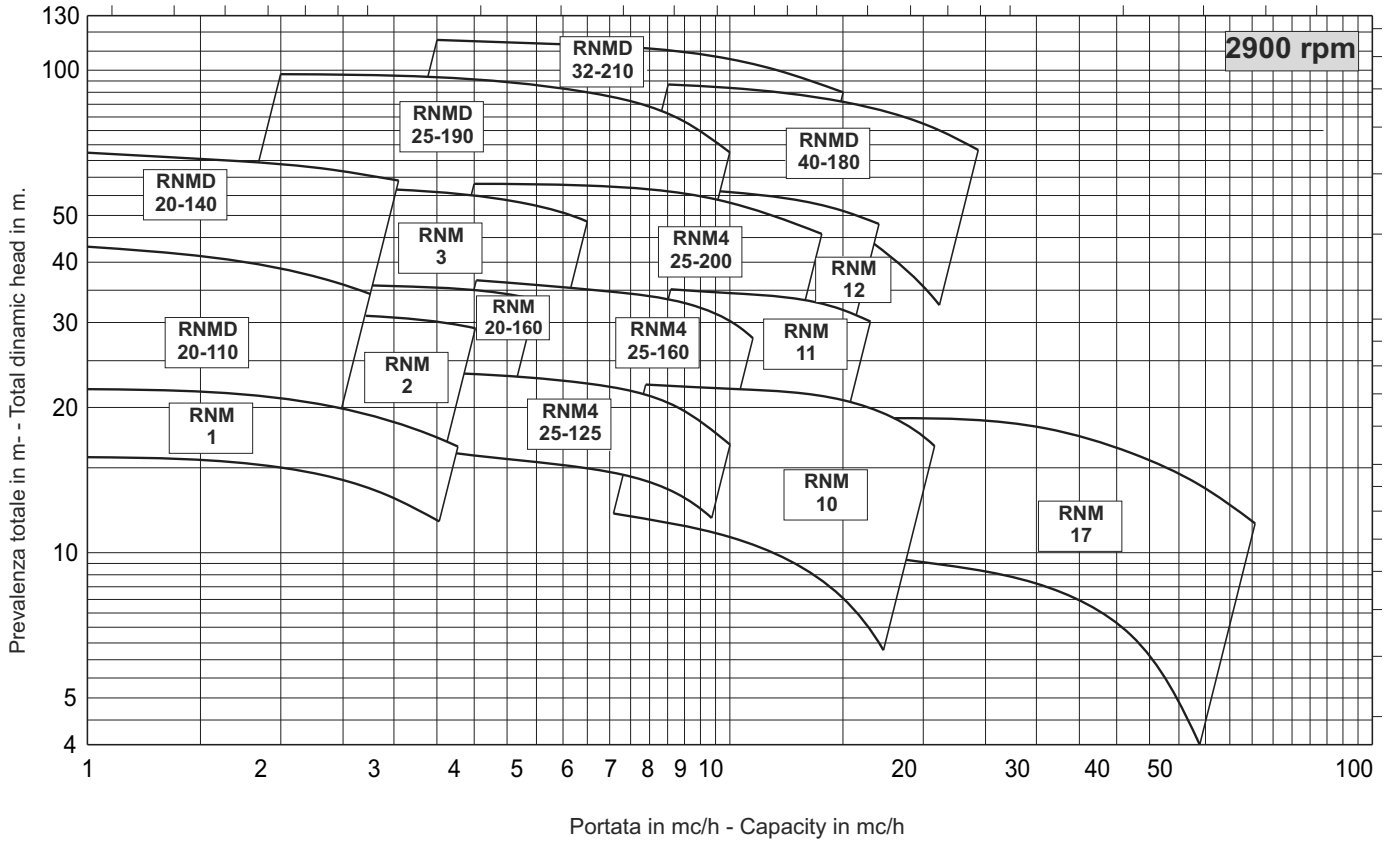

RN 32-12 — 2900 rpm

Curve N. T-1319

Max. diameter	Min. diameter	Maxspeed	Suction Ø	Discharge Ø
130 [mm]	103 [mm]	3500 [rpm]	50 [mm]	32 [mm]

Density 1 and viscosity 1 cSt — Replaceanyprevious edition

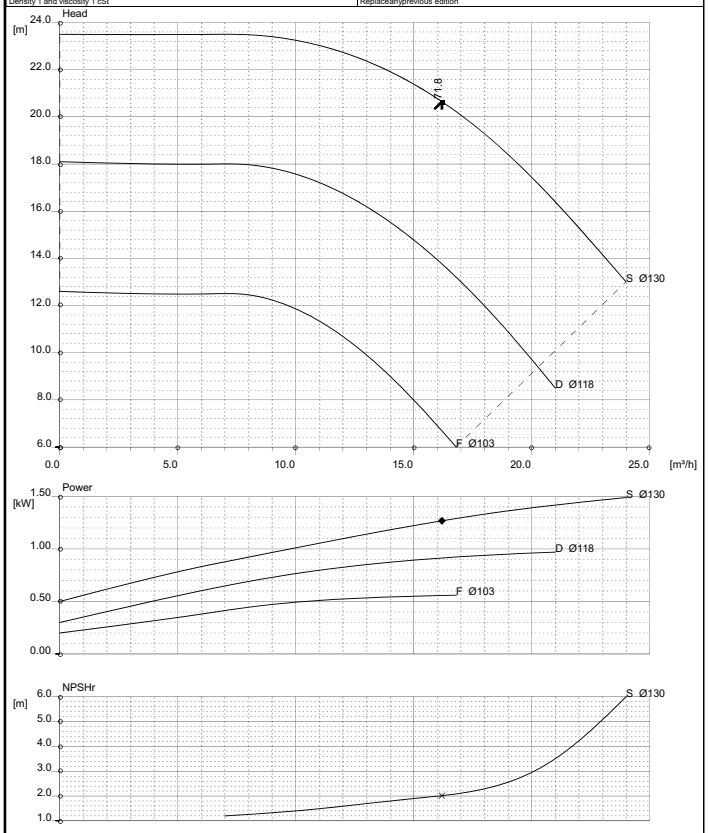

Comments

Diffuser	Impeller	NS	SSS	Author	Date	Revision
		20	115		Feb 1, 2011	

RN 32-12 — 1450 rpm

Curve N. T-1857

Max. diameter	Min. diameter	Maxspeed	Suction Ø	Discharge Ø
130 [mm]	103 [mm]	1999 [rpm]	50 [mm]	32 [mm]

Density 1 and viscosity 1 cSt — Replaceanyprevious edition

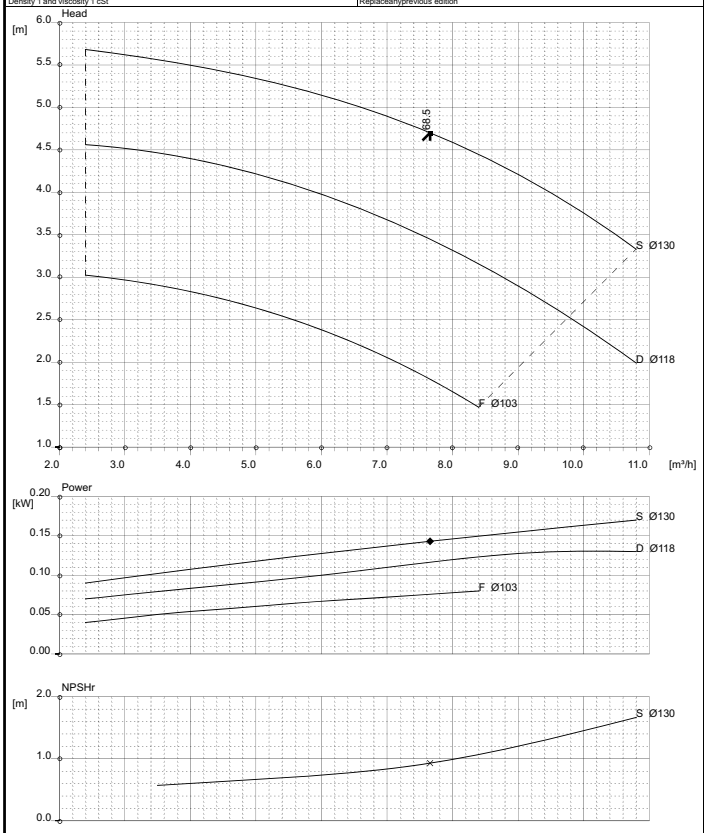

Comments

Diffuser	Impeller	NS	SSS	Author	Date	Revision
		21	71		Feb 1, 2011	

RN 32-16 — 2900 rpm

Curve N. T-2147

Max. diameter	Min. diameter	Maxspeed	Suction Ø	Discharge Ø
164 [mm]	150 [mm]	3500 [rpm]	50 [mm]	32 [mm]

Density 1 and viscosity 1 cSt — Replaceanyprevious edition

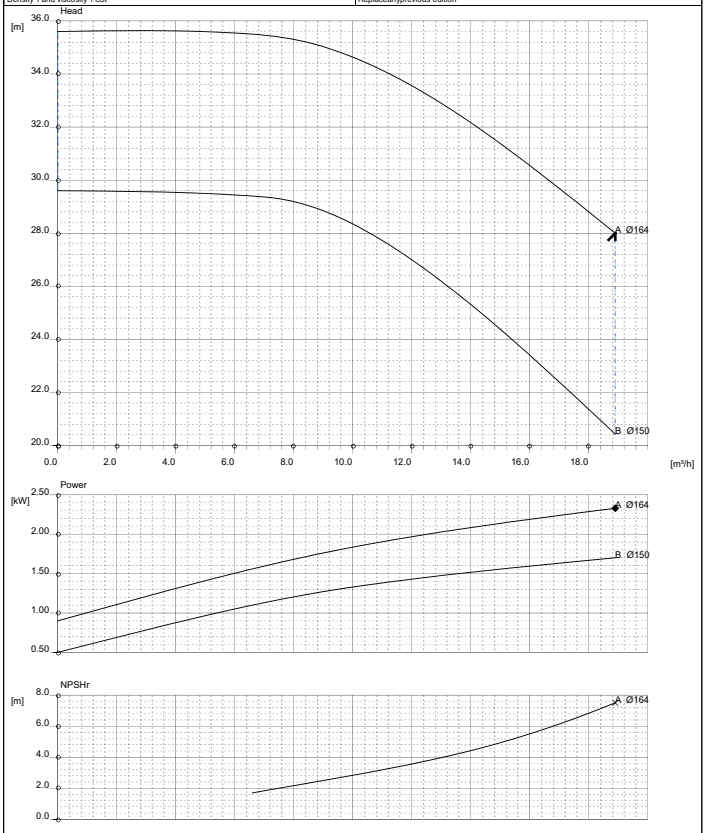

Comments

Diffuser	Impeller	NS	SSS	Author	Date	Revision
		17	46		Oct 12, 2012	

RN 32-16 — 1450 rpm

Curve N. T-1375

Max. diameter	Min. diameter	Maxspeed	Suction Ø	Discharge Ø
164 [mm]	150 [mm]	1999 [rpm]	50 [mm]	32 [mm]

Density 1 and viscosity 1 cSt — Replaceanyprevious edition

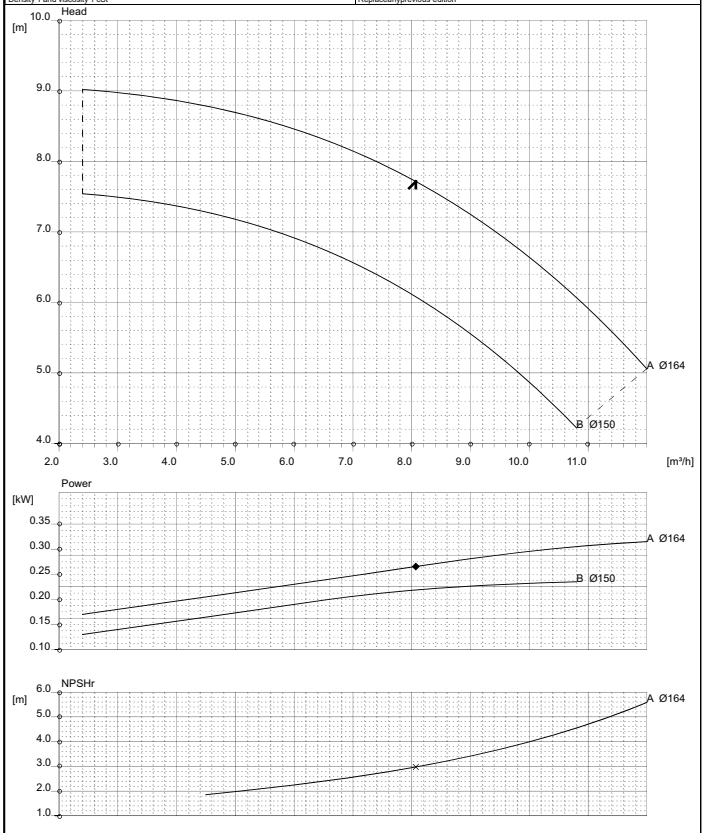

Comments

Diffuser	Impeller	NS	SSS	Author	Date	Revision
		15	30		Feb 1, 2011	

RN 32-20 — 2900 rpm

Curve N. T-1321

Max. diameter	Min. diameter	Maxspeed	Suction Ø	Discharge Ø
204 [mm]	178 [mm]	3500 [rpm]	50 [mm]	32 [mm]

Density 1 and viscosity 1 cSt — Replaceanyprevious edition

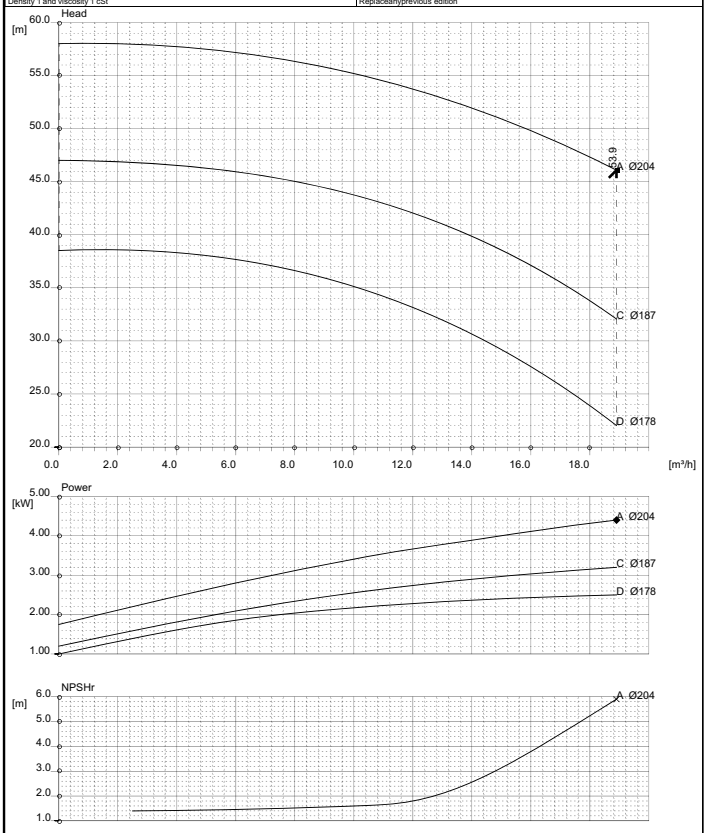

Comments

Diffuser	Impeller	NS	SSS	Author	Date	Revision
		12	56		Feb1,2011	

RN 32-20 — 1450 rpm

Curve N. T-1376

Max. diameter	Min. diameter	Maxspeed	Suction Ø	Discharge Ø
204 [mm]	195 [mm]	1999 [rpm]	50 [mm]	32 [mm]

Density 1 and viscosity 1 cSt — Replaceanyprevious edition

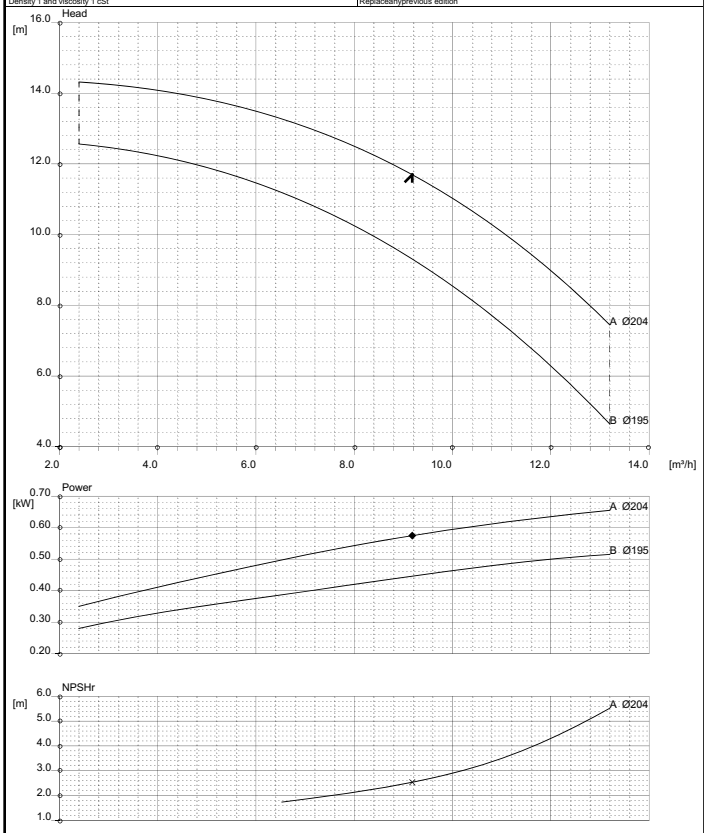

Comments

Diffuser	Impeller	NS	SSS	Author	Date	Revision
		12	36		Feb1,2011	

RN 40-12 — 2900 rpm

Curve N. T-1328

Max. diameter	Min. diameter	Maxspeed	Suction Ø	Discharge Ø
134 [mm]	115 [mm]	3500 [rpm]	65 [mm]	40 [mm]

Density 1 and viscosity 1 cSt — Replaceanyprevious edition

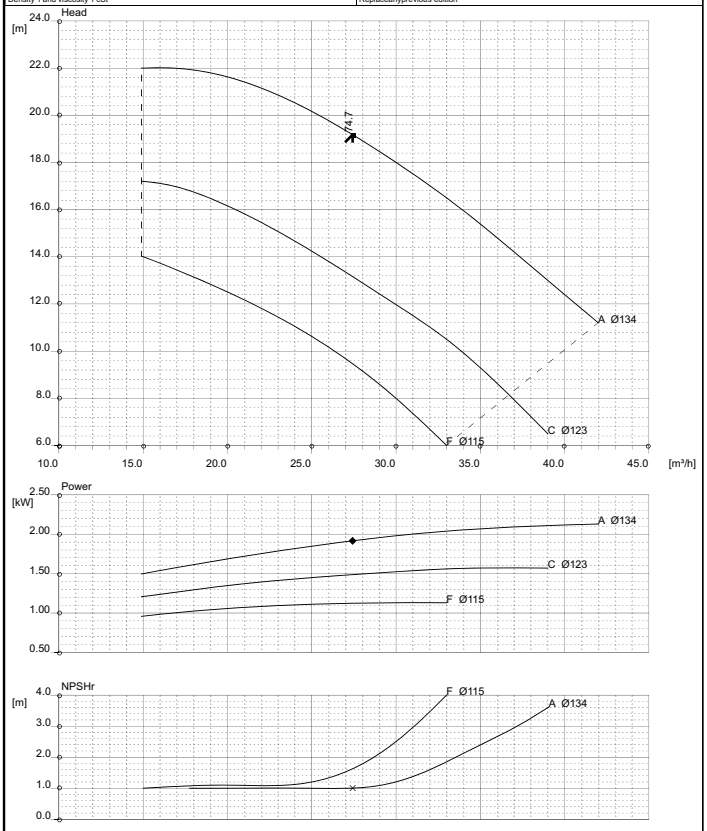

Comments

Diffuser	Impeller	NS	SSS	Author	Date	Revision
		28	252		Feb1,2011	

RN 40-12 — 1450 rpm

Curve N. T-1858

Max. diameter	Min. diameter	Maxspeed	Suction Ø	Discharge Ø
134 [mm]	115 [mm]	1999 [rpm]	65 [mm]	40 [mm]

Density 1 and viscosity 1 cSt — Replaceanyprevious edition

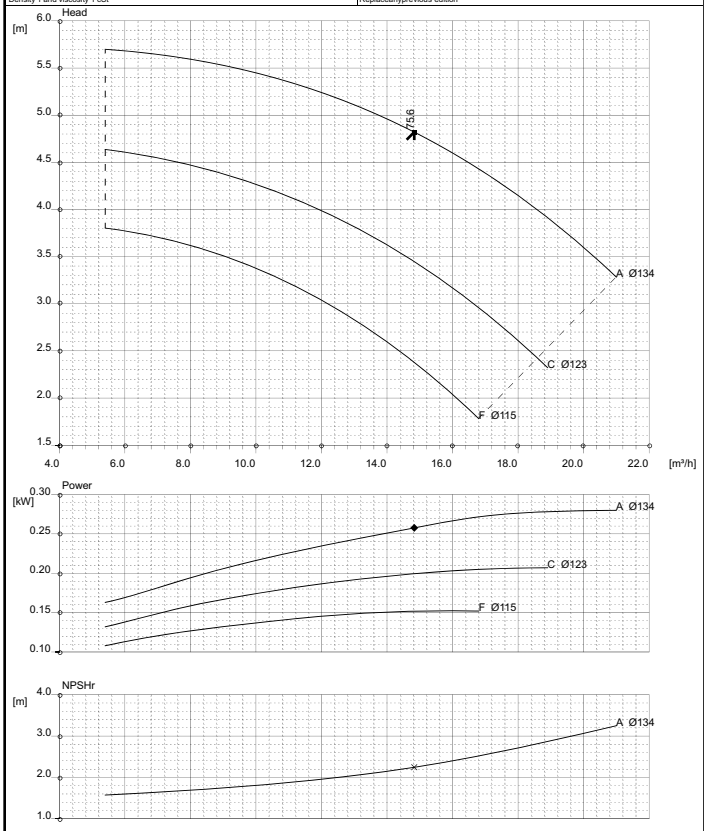

Comments

Diffuser	Impeller	NS	SSS	Author	Date	Revision
		29	51		Feb1,2011	

SALVATORE ROBUSCHI POMPE PARMA	RN 40-16	Curve N. T-1329	2900 rpm

Max.diameter	Min.diameter	Maxspeed	Suction Ø	Discharge Ø
168 [mm]	137 [mm]	3500 [rpm]	65 [mm]	40 [mm]

Density 1 and viscosity 1 cSt — Replaceanyprevious edition

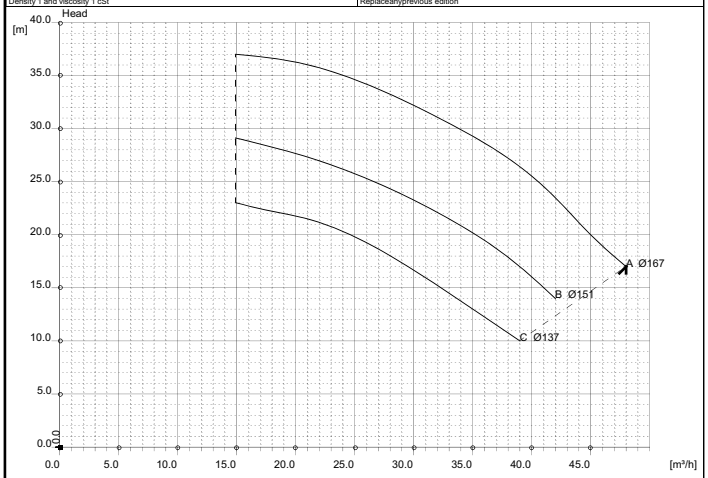

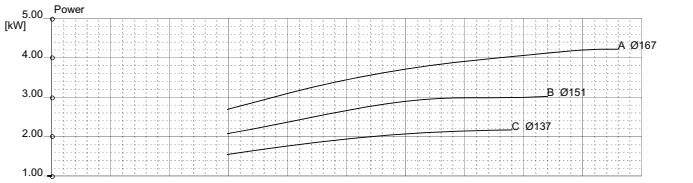

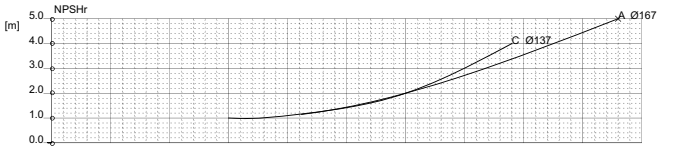

Comments

Diffuser	Impeller	NS	SSS	Author	Date	Revision
		40	100		Feb 1, 2011	

SALVATORE ROBUSCHI POMPE PARMA	RN 40-16	Curve N. T-1377	1450 rpm

Max.diameter	Min.diameter	Maxspeed	Suction Ø	Discharge Ø
163 [mm]	143 [mm]	1999 [rpm]	65 [mm]	40 [mm]

Density 1 and viscosity 1 cSt — Replaceanyprevious edition

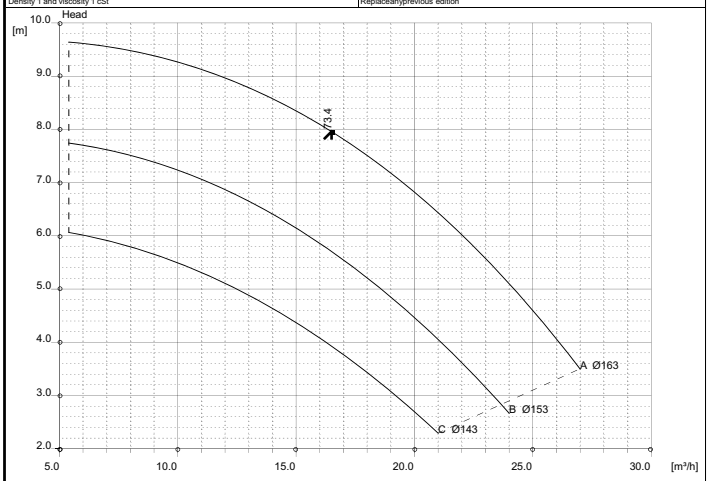

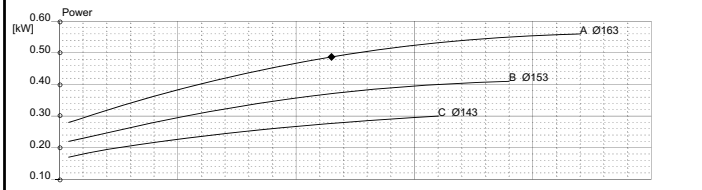

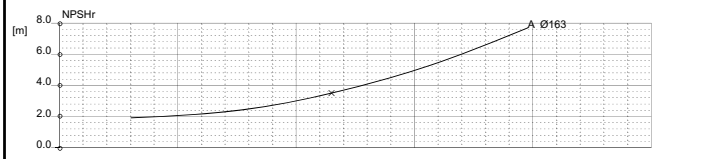

Comments

Diffuser	Impeller	NS	SSS	Author	Date	Revision
		21	38		Feb 1, 2011	

SALVATORE ROBUSCHI POMPE PARMA	RN 40-20	Curve N. T-1331	2900 rpm

Max.diameter	Min.diameter	Maxspeed	Suction Ø	Discharge Ø
204 [mm]	180 [mm]	3500 [rpm]	65 [mm]	40 [mm]

Density 1 and viscosity 1 cSt — Replaceanyprevious edition

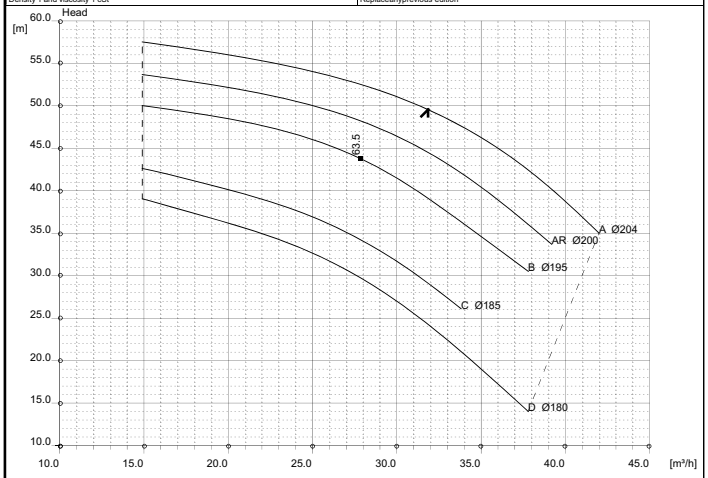

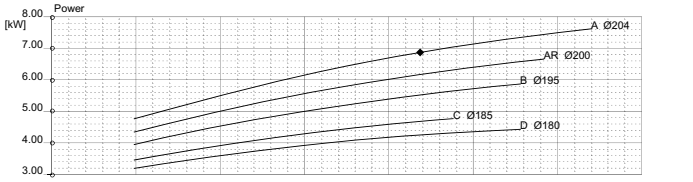

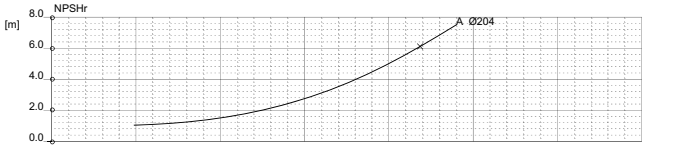

Comments

Diffuser	Impeller	NS	SSS	Author	Date	Revision
		15	70		Feb 1, 2011	

SALVATORE ROBUSCHI POMPE PARMA	RN 40-20	Curve N. T-1378	1450 rpm

Max.diameter	Min.diameter	Maxspeed	Suction Ø	Discharge Ø
204 [mm]	195 [mm]	1999 [rpm]	65 [mm]	40 [mm]

Density 1 and viscosity 1 cSt — Replaceanyprevious edition

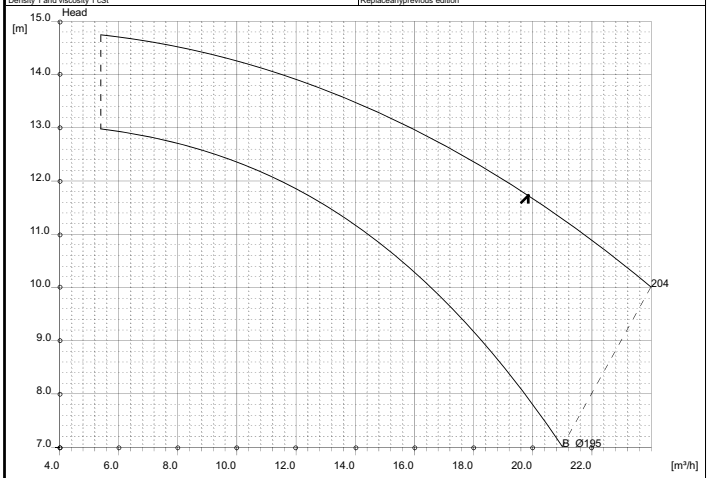

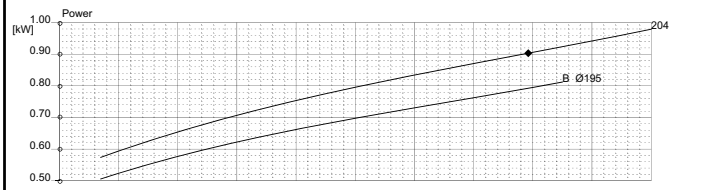

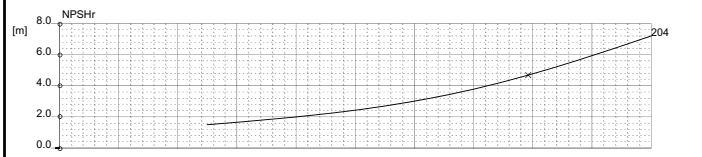

Comments

Diffuser	Impeller	NS	SSS	Author	Date	Revision
		17	34		Feb 1, 2011	

RN 40-25 — 2900 rpm

Curve N. T-1332

Max. diameter	Min. diameter	Maxspeed	Suction Ø	Discharge Ø
251 [mm]	215 [mm]	3500 [rpm]	65 [mm]	40 [mm]

Density 1 and viscosity 1 cSt — Replaceanyprevious edition

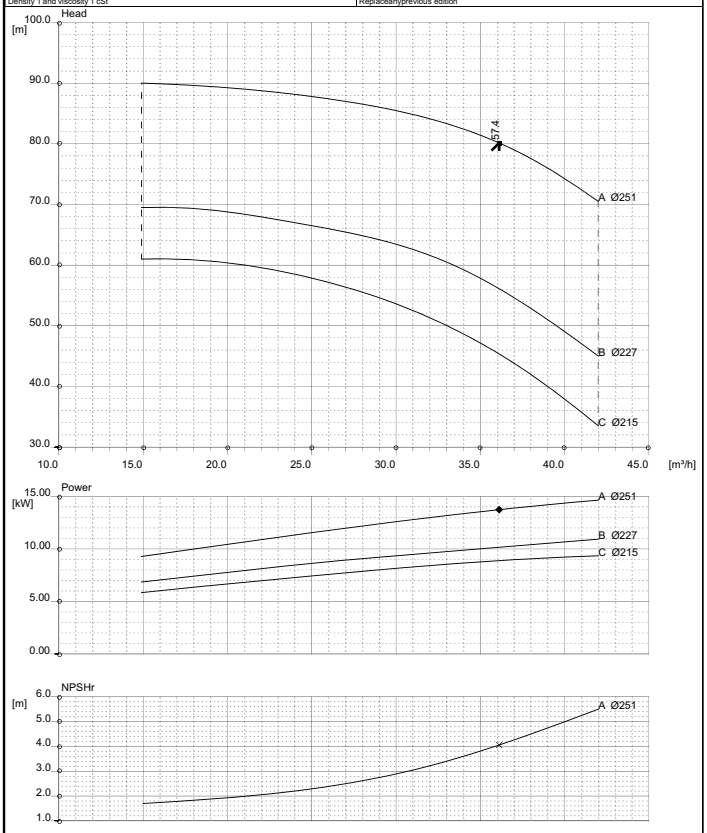

Comments

Diffuser	Impeller	NS	SSS	Author	Date	Revision
		11	102		Jan31,2011	

RN 40-25 — 1450 rpm

Curve N. T-1379

Max. diameter	Min. diameter	Maxspeed	Suction Ø	Discharge Ø
251 [mm]	220 [mm]	1999 [rpm]	65 [mm]	40 [mm]

Density 1 and viscosity 1 cSt — Replaceanyprevious edition

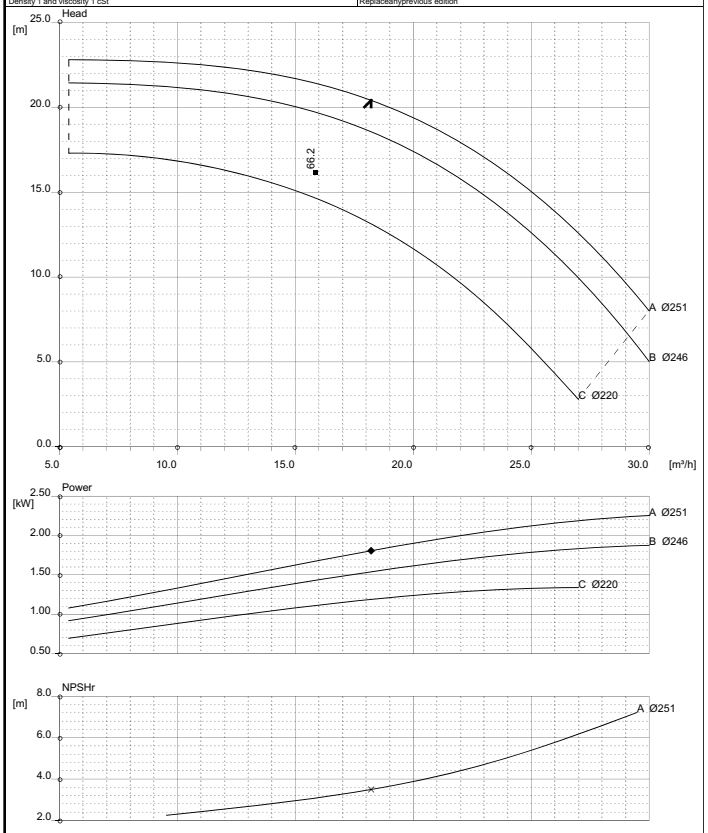

Comments

Diffuser	Impeller	NS	SSS	Author	Date	Revision
		11	40		Jan31,2011	

RN 50-12 — 2900 rpm

Curve N. T-1333

Max. diameter	Min. diameter	Maxspeed	Suction Ø	Discharge Ø
151 [mm]	124 [mm]	3500 [rpm]	65 [mm]	50 [mm]

Density 1 and viscosity 1 cSt — Replaceanyprevious edition

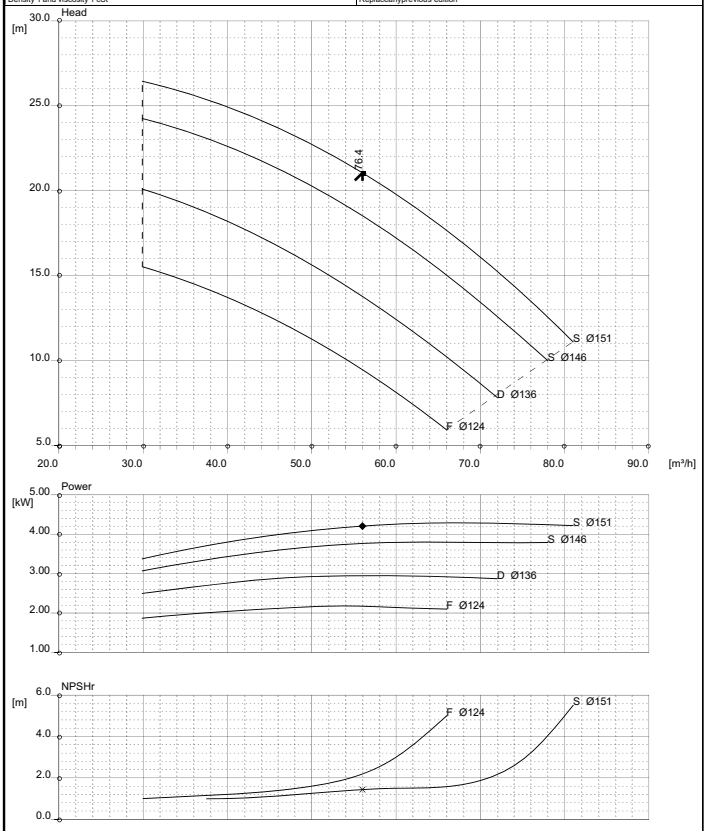

Comments

Diffuser	Impeller	NS	SSS	Author	Date	Revision
		37	276		Jan31,2011	

RN 50-12 — 1450 rpm

Curve N. T-1859

Max. diameter	Min. diameter	Maxspeed	Suction Ø	Discharge Ø
151 [mm]	124 [mm]	1999 [rpm]	65 [mm]	50 [mm]

Density 1 and viscosity 1 cSt — Replaceanyprevious edition

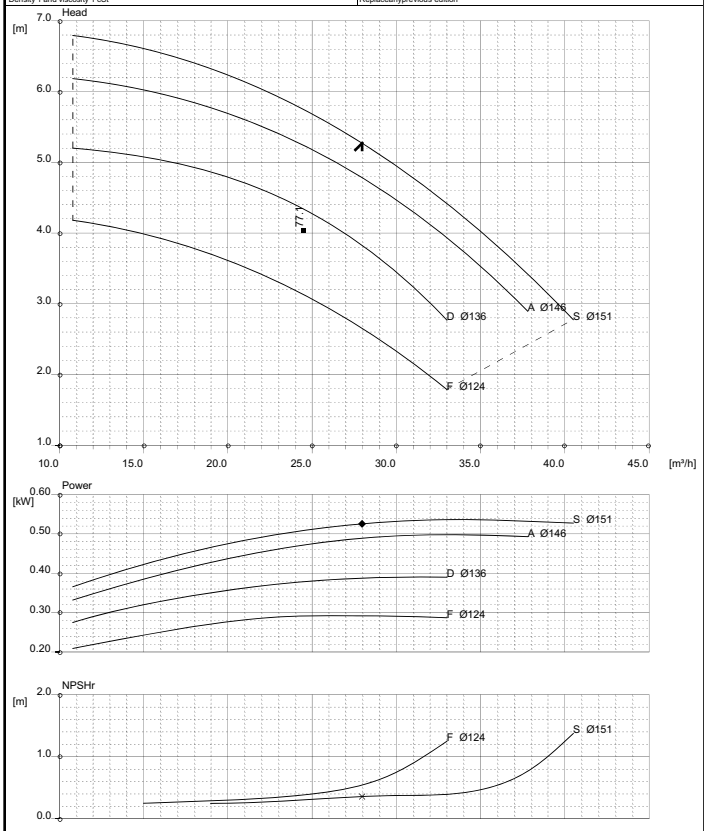

Comments

Diffuser	Impeller	NS	SSS	Author	Date	Revision
		37	276		Jan31,2011	

RN 50-16 — 2900 rpm

Curve N. T-1334

Max.diameter	Min.diameter	Maxspeed	Suction Ø	Discharge Ø
174 [mm]	162 [mm]	3500 [rpm]	65 [mm]	50 [mm]

Density 1 and viscosity 1 cSt — Replaceanyprevious edition

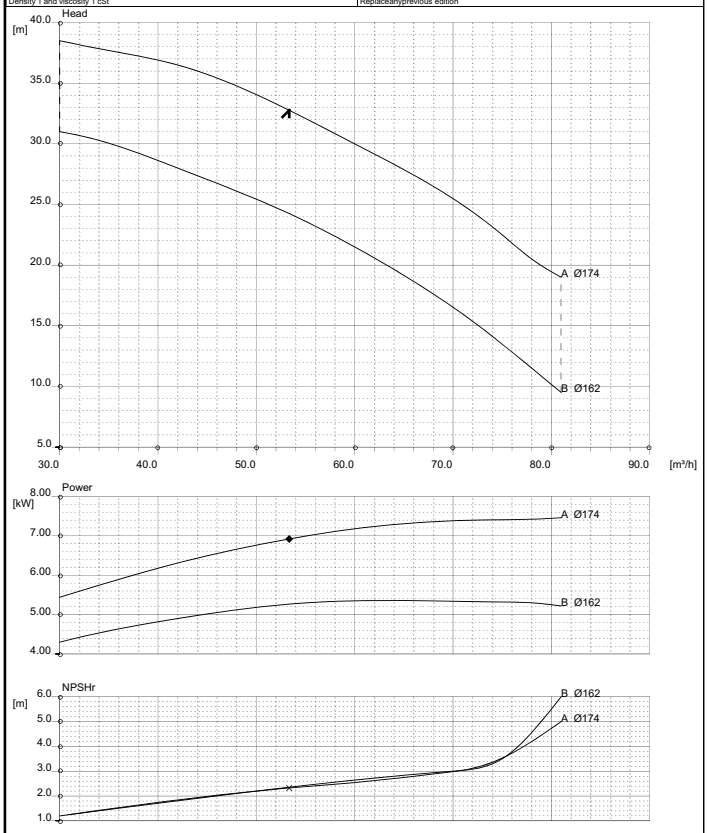

Comments

Diffuser	Impeller	NS	SSS	Author	Date	Revision
		26	188		Jan31,2011	

RN 50-16 — 1450 rpm

Curve N. T-1380

Max.diameter	Min.diameter	Maxspeed	Suction Ø	Discharge Ø
168 [mm]	155 [mm]	1999 [rpm]	65 [mm]	50 [mm]

Density 1 and viscosity 1 cSt — Replaceanyprevious edition

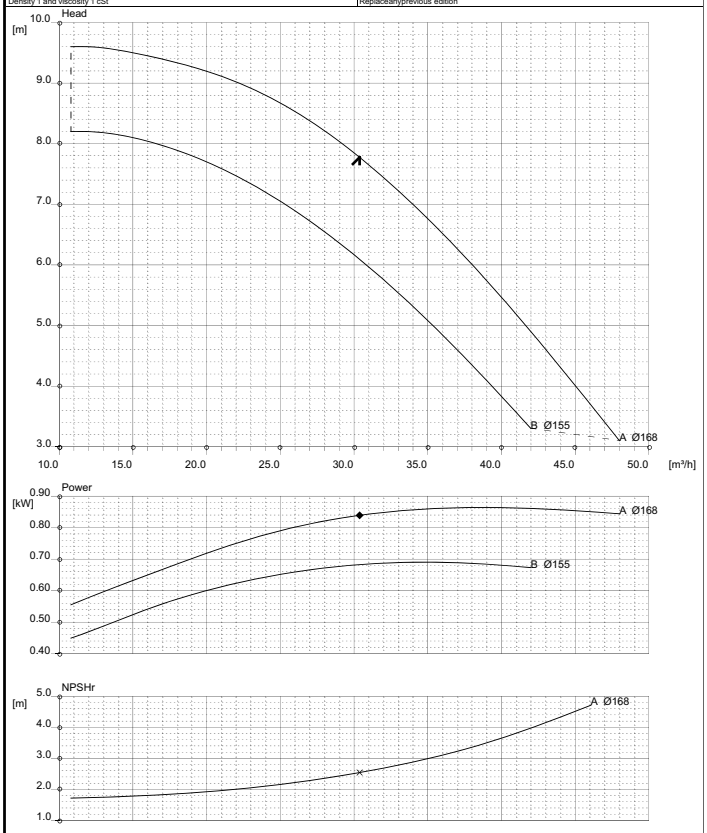

Comments

Diffuser	Impeller	NS	SSS	Author	Date	Revision
		29	66		Jan31,2011	

RN 50-20 — 2900 rpm

Curve N. T-1335

Max.diameter	Min.diameter	Maxspeed	Suction Ø	Discharge Ø
209 [mm]	188 [mm]	3500 [rpm]	65 [mm]	50 [mm]

Density 1 and viscosity 1 cSt — Replaceanyprevious edition

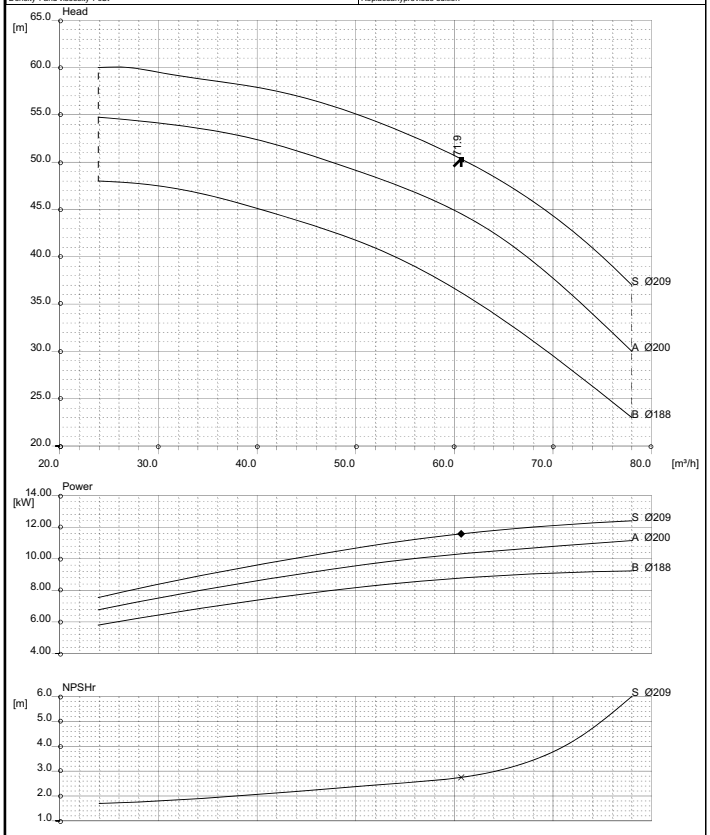

Comments

Diffuser	Impeller	NS	SSS	Author	Date	Revision
		20	177		Jan31,2011	

RN 50-20 — 1450 rpm

Curve N. T-1381

Max.diameter	Min.diameter	Maxspeed	Suction Ø	Discharge Ø
203 [mm]	176 [mm]	1999 [rpm]	65 [mm]	50 [mm]

Density 1 and viscosity 1 cSt — Replaceanyprevious edition

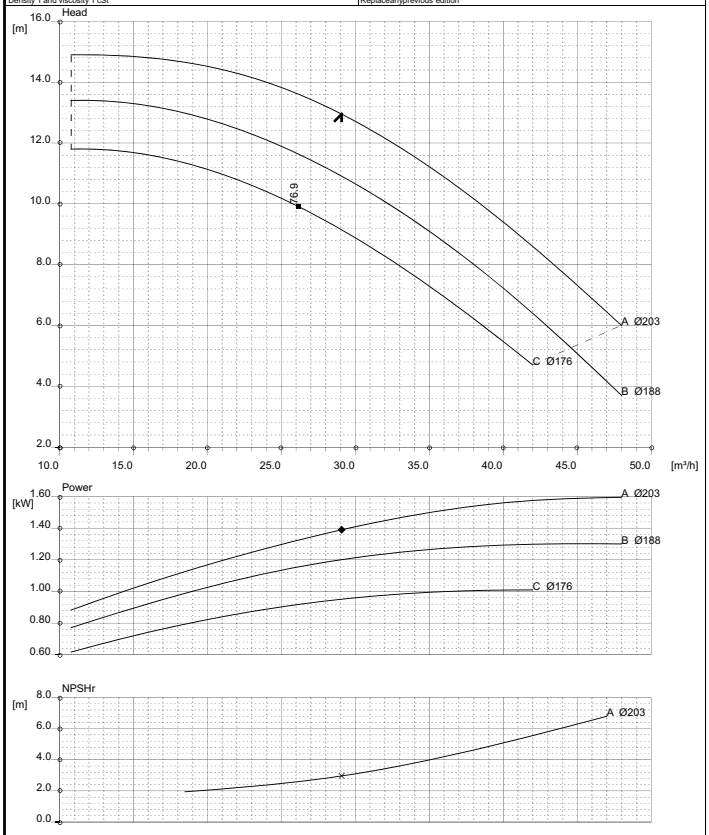

Comments

Diffuser	Impeller	NS	SSS	Author	Date	Revision
		19	58		Jan31,2011	

SALVATORE ROBUSCHI POMPE PARMA

RN 50-25

Curve N. **T-1336**

2900 rpm

Max. diameter	Min. diameter	Maxspeed	Suction Ø	Discharge Ø
245 [mm]	209 [mm]	3500 [rpm]	65 [mm]	50 [mm]

Density 1 and viscosity 1 cSt — Replaceanyprevious edition

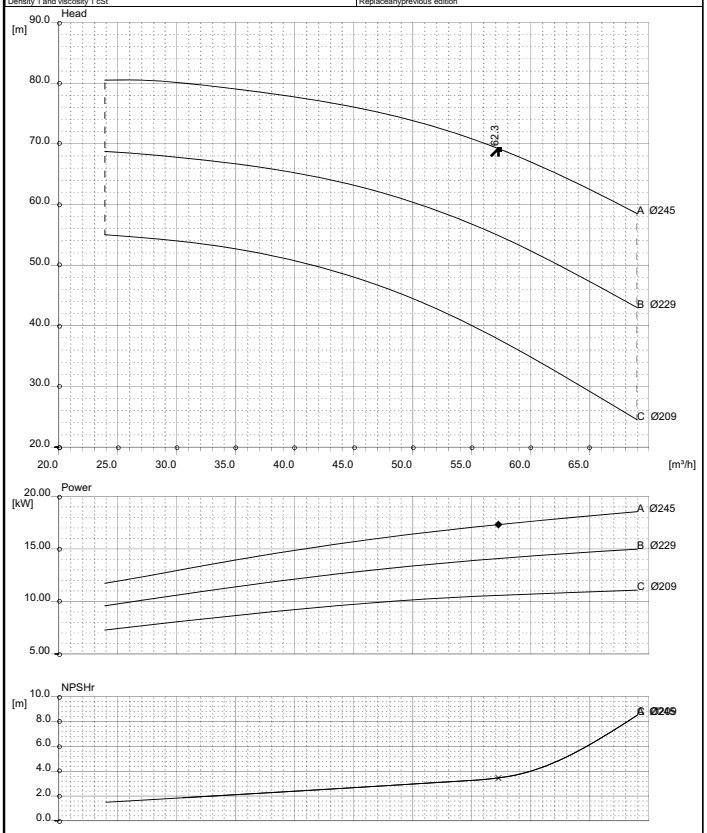

Comments

Diffuser	Impeller	NS	SSS	Author	Date	Revision
		15	144		Jan31,2011	

SALVATORE ROBUSCHI POMPE PARMA

RN 50-25

Curve N. **T-1382**

1450 rpm

Max. diameter	Min. diameter	Maxspeed	Suction Ø	Discharge Ø
252 [mm]	230 [mm]	1999 [rpm]	65 [mm]	50 [mm]

Density 1 and viscosity 1 cSt — Replaceanyprevious edition

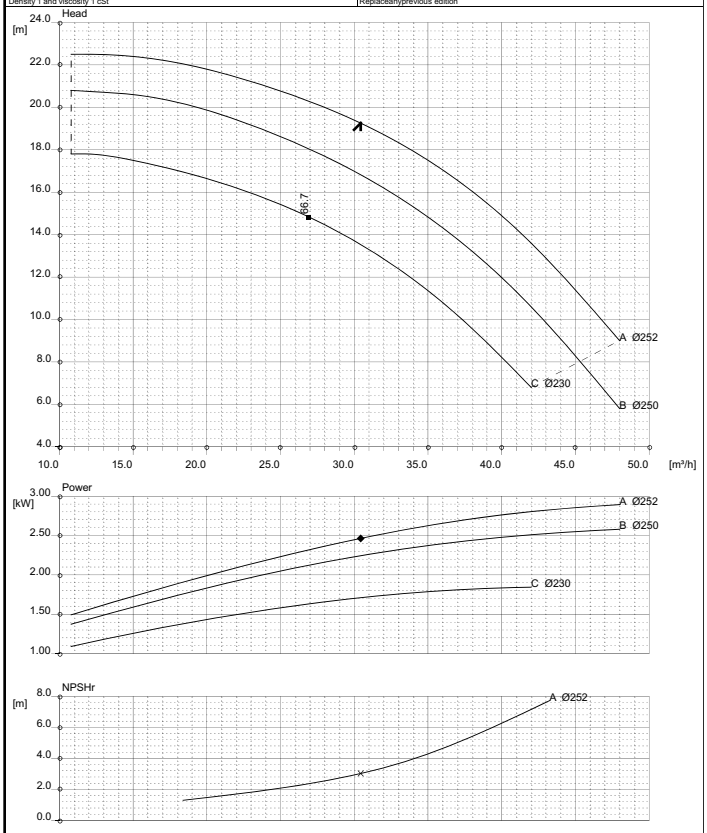

Comments

Diffuser	Impeller	NS	SSS	Author	Date	Revision
		15	58		Jan31,2011	

SALVATORE ROBUSCHI POMPE PARMA

RN 65-12

Curve N. **T-1338**

2900 rpm

Max. diameter	Min. diameter	Maxspeed	Suction Ø	Discharge Ø
146 [mm]	128 [mm]	3500 [rpm]	80 [mm]	65 [mm]

Density 1 and viscosity 1 cSt — Replaceanyprevious edition

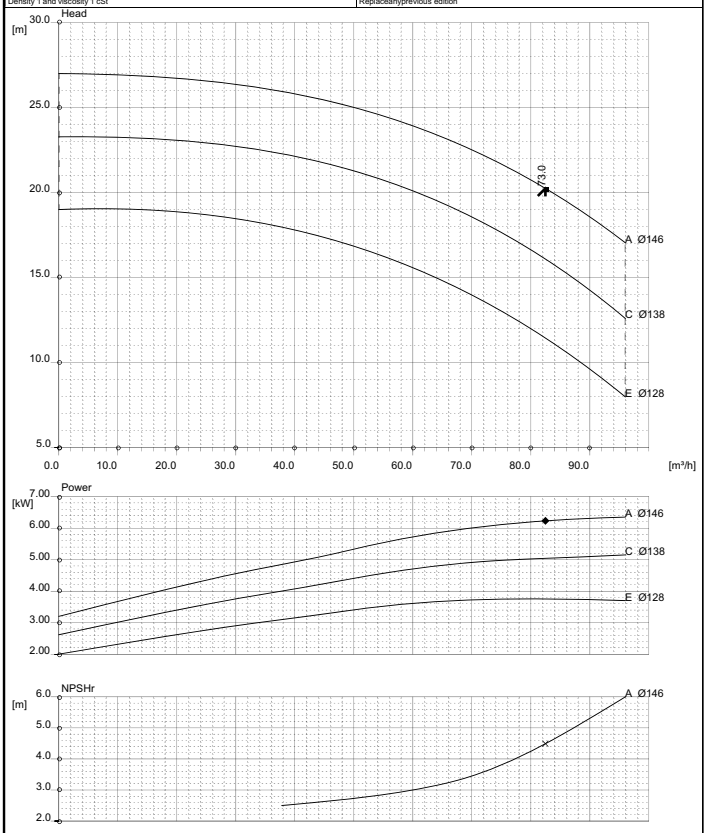

Comments

Diffuser	Impeller	NS	SSS	Author	Date	Revision
		46	142		Jan31,2011	

SALVATORE ROBUSCHI POMPE PARMA

RN 65-12

Curve N. **T-1860**

1450 rpm

Max. diameter	Min. diameter	Maxspeed	Suction Ø	Discharge Ø
146 [mm]	128 [mm]	1999 [rpm]	80 [mm]	65 [mm]

Density 1 and viscosity 1 cSt — Replaceanyprevious edition

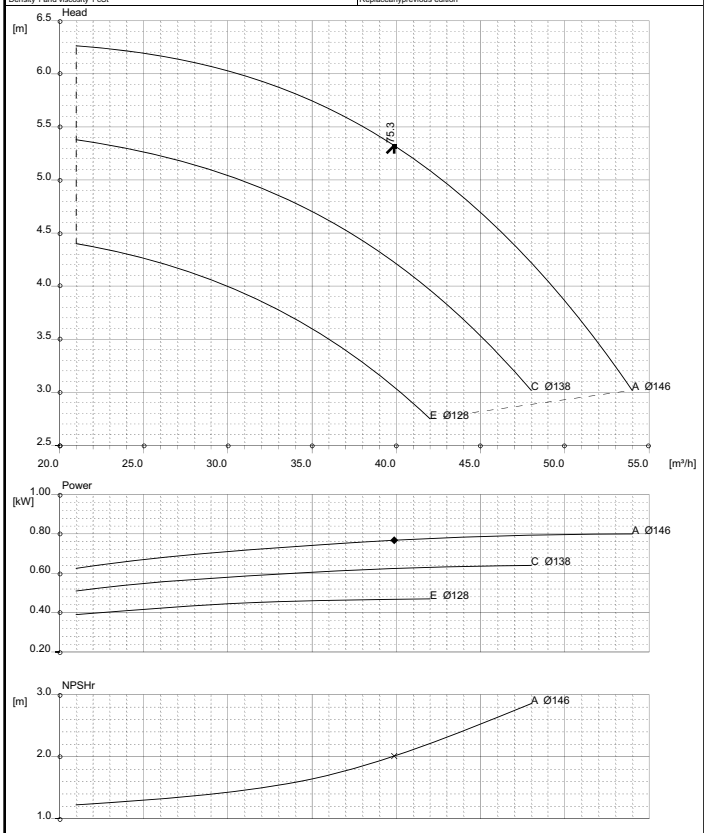

Comments

Diffuser	Impeller	NS	SSS	Author	Date	Revision
		44	90		Jan31,2011	

RN 65-16 — 2900 rpm

Curve N. T-1339

Max. diameter	Min. diameter	Maxspeed	Suction Ø	Discharge Ø
174 [mm]	136 [mm]	3500 [rpm]	80 [mm]	65 [mm]

Density 1 and viscosity 1 cSt — Replaceanyprevious edition

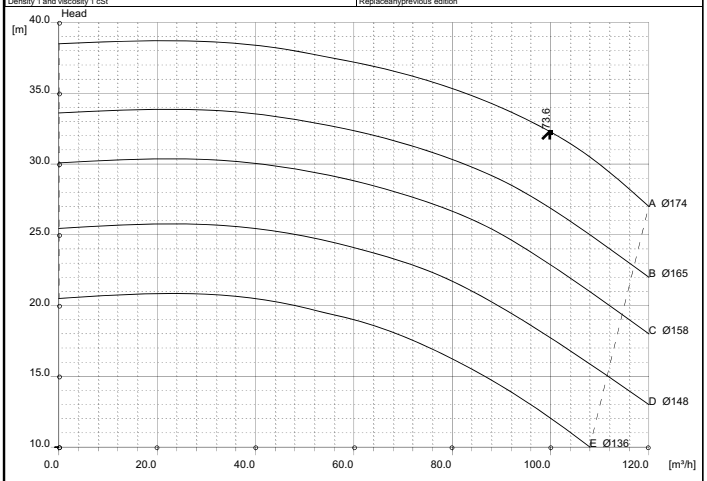

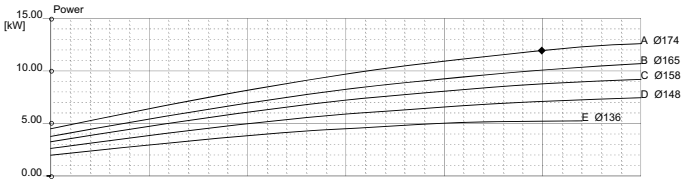

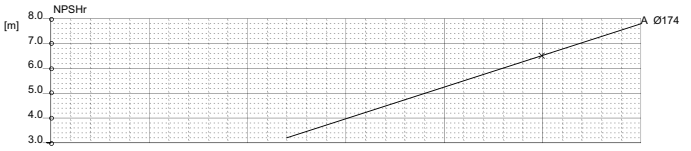

Comments

Diffuser	Impeller	NS	SSS	Author	Date	Revision
		36	118		Jan31,2011	

RN 65-16 — 1450 rpm

Curve N. T-1383

Max. diameter	Min. diameter	Maxspeed	Suction Ø	Discharge Ø
170 [mm]	148 [mm]	1999 [rpm]	80 [mm]	65 [mm]

Density 1 and viscosity 1 cSt — Replaceanyprevious edition

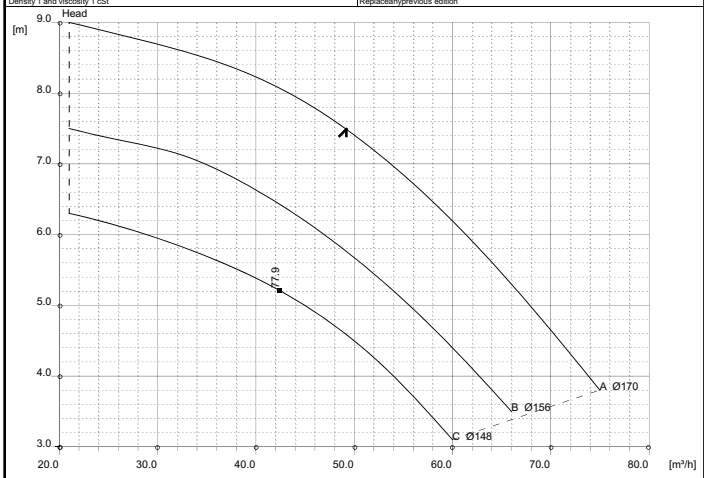

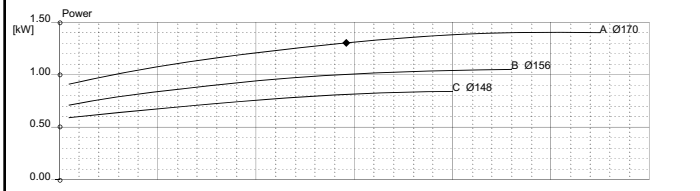

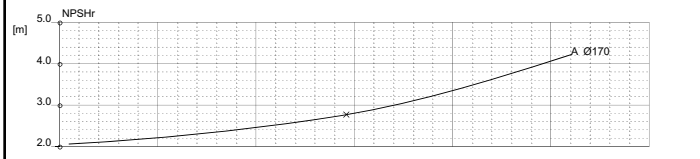

Comments

Diffuser	Impeller	NS	SSS	Author	Date	Revision
		37	79		Jan31,2011	

RN 65-20 — 2900 rpm

Curve N. T-1340

Max. diameter	Min. diameter	Maxspeed	Suction Ø	Discharge Ø
208 [mm]	190 [mm]	3500 [rpm]	80 [mm]	0 [mm]

Density 1 and viscosity 1 cSt — Replaceanyprevious edition

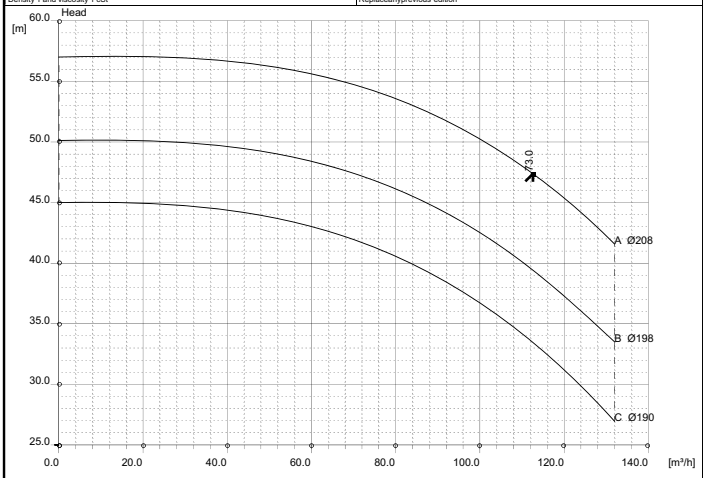

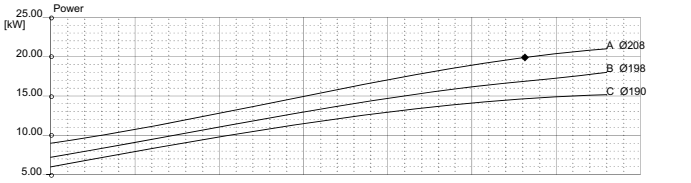

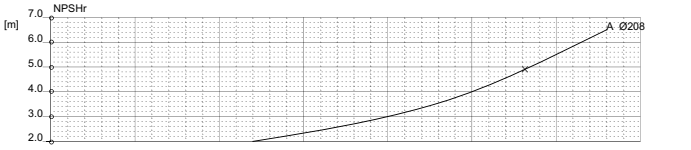

Comments

Diffuser	Impeller	NS	SSS	Author	Date	Revision
		28	156		Jan31,2011	

RN 65-20 — 1450 rpm

Curve N. T-1344

Max. diameter	Min. diameter	Maxspeed	Suction Ø	Discharge Ø
208 [mm]	193 [mm]	1999 [rpm]	80 [mm]	0 [mm]

Density 1 and viscosity 1 cSt — Replaceanyprevious edition

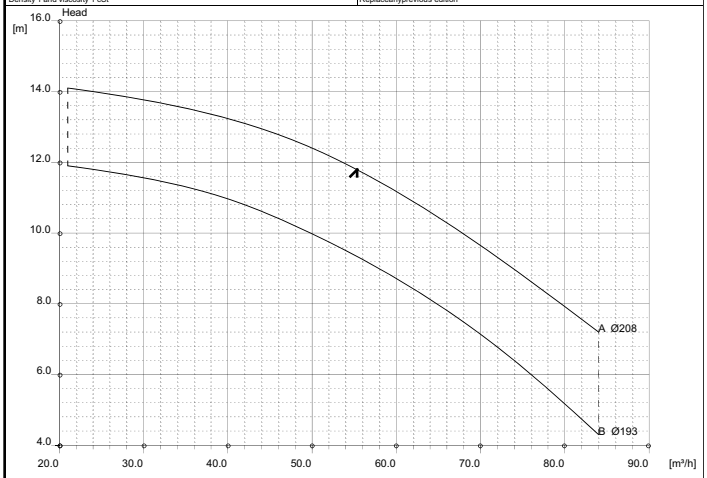

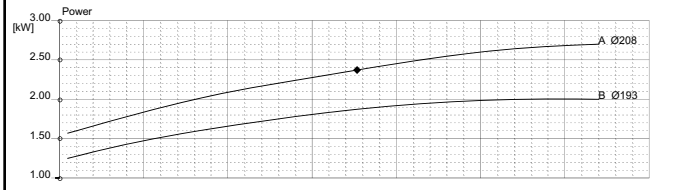

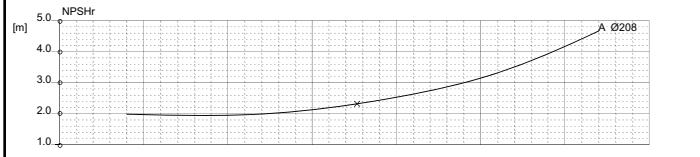

Comments

Diffuser	Impeller	NS	SSS	Author	Date	Revision
		28	96		Jan31,2011	

SALVATORE ROBUSCHI POMPE PARMA	**RN 65-25**	Curve N. **T-1341**	**2900 rpm**

Max. diameter	Min.diameter	Maxspeed	Suction Ø	Discharge Ø
252 [mm]	**218 [mm]**	**3500 [rpm]**	**80 [mm]**	**65 [mm]**

Density 1 and viscosity 1 cSt | Replaceanyprevious edition

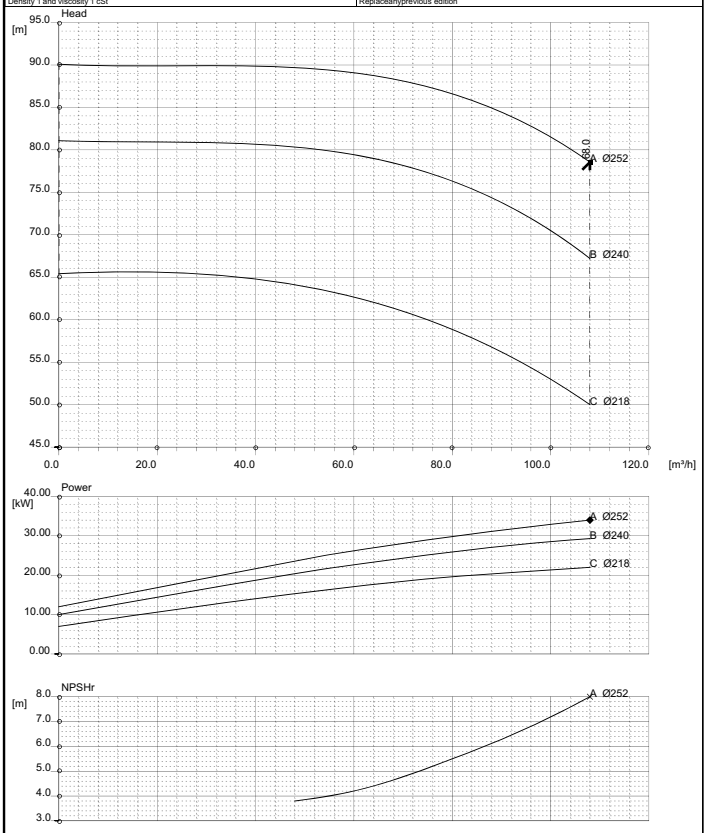

Comments

Diffuser	Impeller	NS	SSS	Author	Date	Revision
		19	**106**		**Jan31,2011**	

SALVATORE ROBUSCHI POMPE PARMA	**RN 65-25**	Curve N. **T-1345**	**1450 rpm**

Max. diameter	Min.diameter	Maxspeed	Suction Ø	Discharge Ø
252 [mm]	**230 [mm]**	**1999 [rpm]**	**80 [mm]**	**65 [mm]**

Density 1 and viscosity 1 cSt | Replaceanyprevious edition

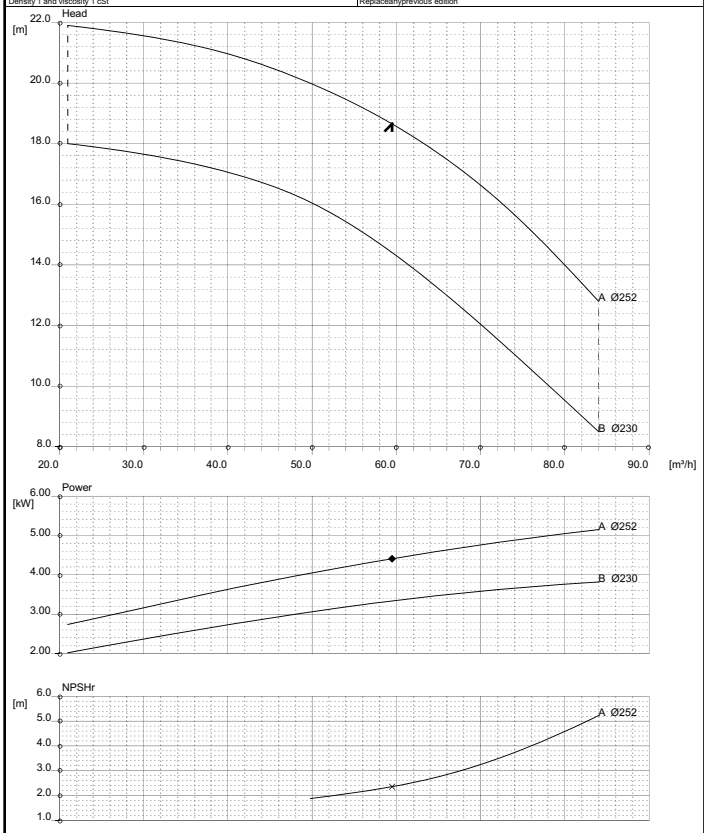

Comments

Diffuser	Impeller	NS	SSS	Author	Date	Revision
		21	**98**		**Jan31,2011**	

SALVATORE ROBUSCHI POMPE PARMA	**RN 65-31**	Curve N. **T-1346**	**1450 rpm**

Max. diameter	Min.diameter	Maxspeed	Suction Ø	Discharge Ø
321 [mm]	**278 [mm]**	**1999 [rpm]**	**80 [mm]**	**65 [mm]**

Density 1 and viscosity 1 cSt | Replaceanyprevious edition

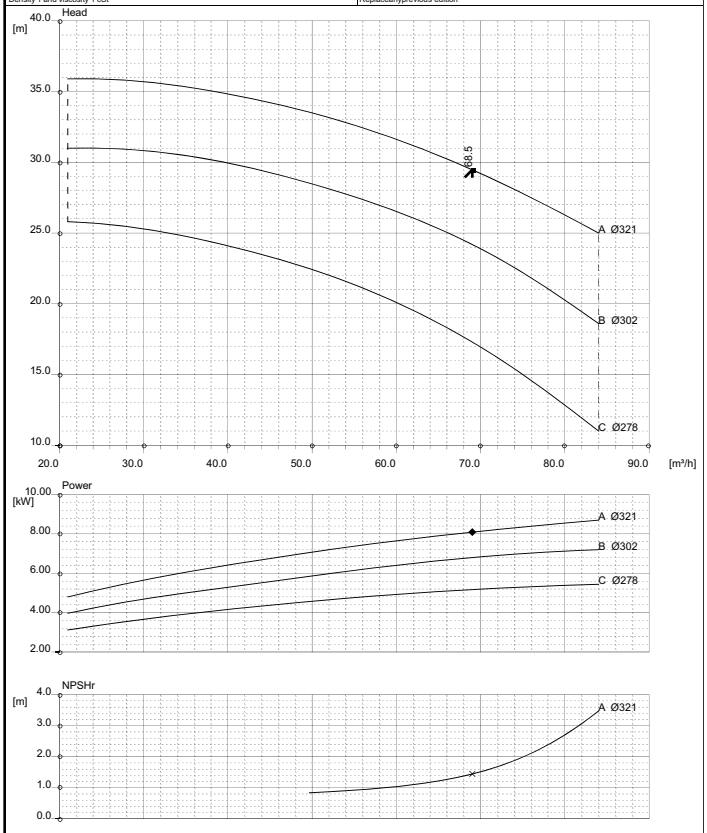

Comments

Diffuser	Impeller	NS	SSS	Author	Date	Revision
		16	**152**		**Jan31,2011**	

RN 80-16 — 2900 rpm

Curve N. T-2150

Max. diameter	Min. diameter	Maxspeed	Suction Ø	Discharge Ø
181 [mm]	140 [mm]	3500 [rpm]	100 [mm]	80 [mm]

Density 1 and viscosity 1 cSt — Replaceanyprevious edition

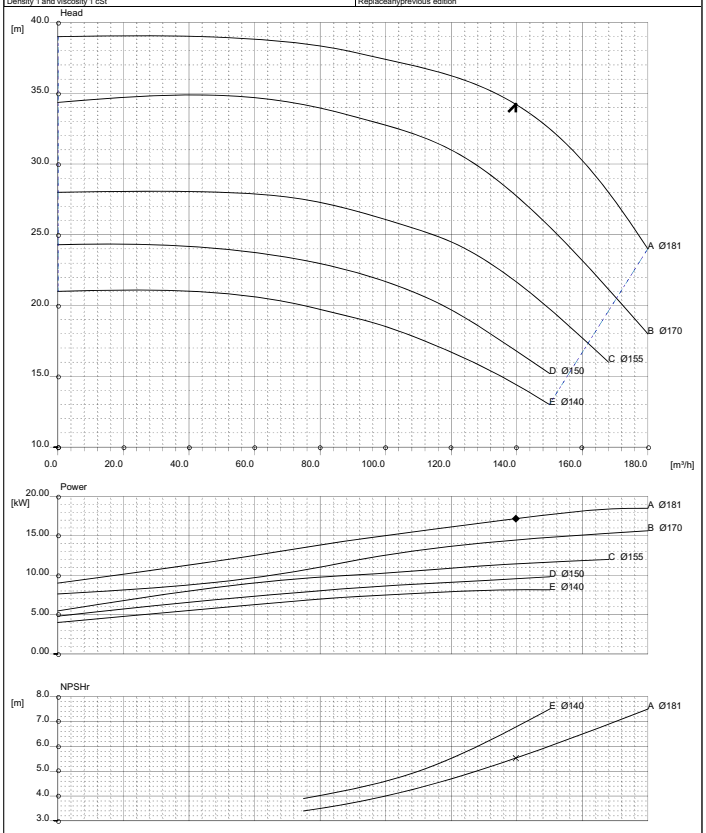

Comments

Diffuser	Impeller	NS	SSS	Author	Date	Revision
		40	158		Nov9, 2012	

RN 80-16 — 1450 rpm

Curve N. T-1347

Max. diameter	Min. diameter	Maxspeed	Suction Ø	Discharge Ø
181 [mm]	145 [mm]	1999 [rpm]	100 [mm]	80 [mm]

Density 1 and viscosity 1 cSt — Replaceanyprevious edition

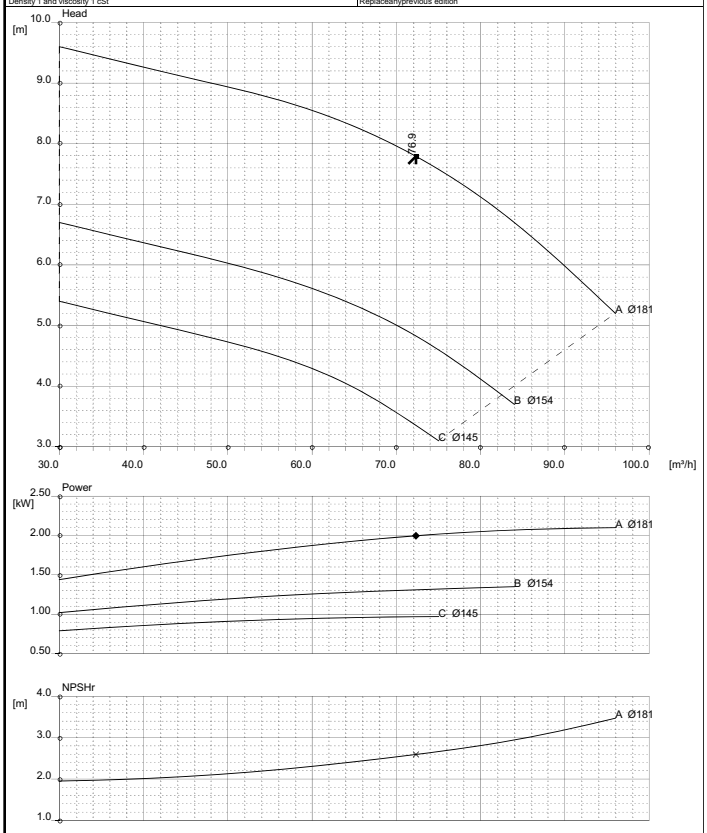

Comments

Diffuser	Impeller	NS	SSS	Author	Date	Revision
		44	101		Jan31,2011	

RN 80-20 — 2900 rpm

Curve N. T-1343

Max. diameter	Min. diameter	Maxspeed	Suction Ø	Discharge Ø
210 [mm]	198 [mm]	3500 [rpm]	100 [mm]	80 [mm]

Density 1 and viscosity 1 cSt — Replaceanyprevious edition

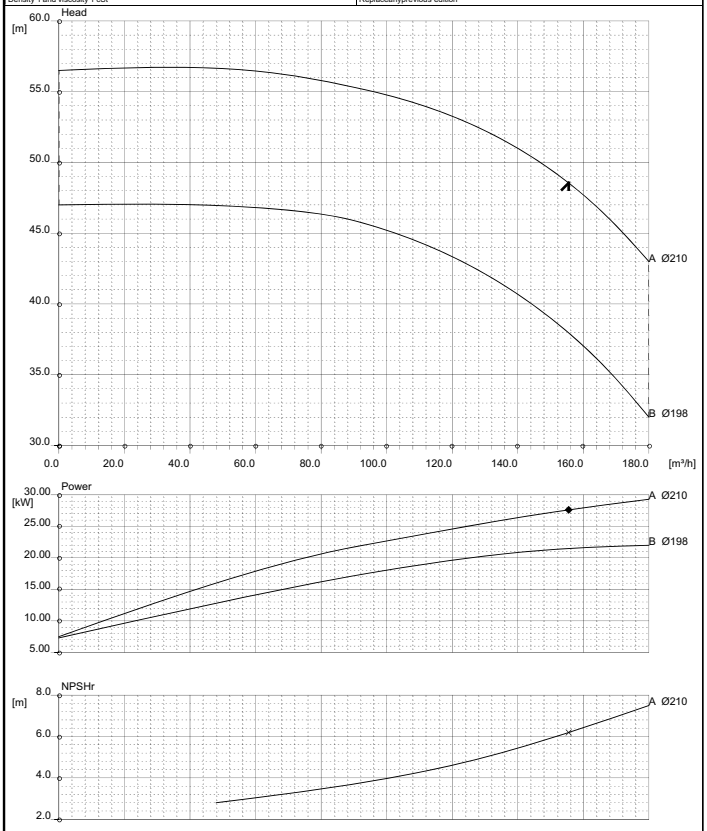

Comments

Diffuser	Impeller	NS	SSS	Author	Date	Revision
		33	154		Jan31,2011	

RN 80-20 — 1450 rpm

Curve N. T-1356

Max. diameter	Min. diameter	Maxspeed	Suction Ø	Discharge Ø
210 [mm]	188 [mm]	1999 [rpm]	100 [mm]	80 [mm]

Density 1 and viscosity 1 cSt — Replaceanyprevious edition

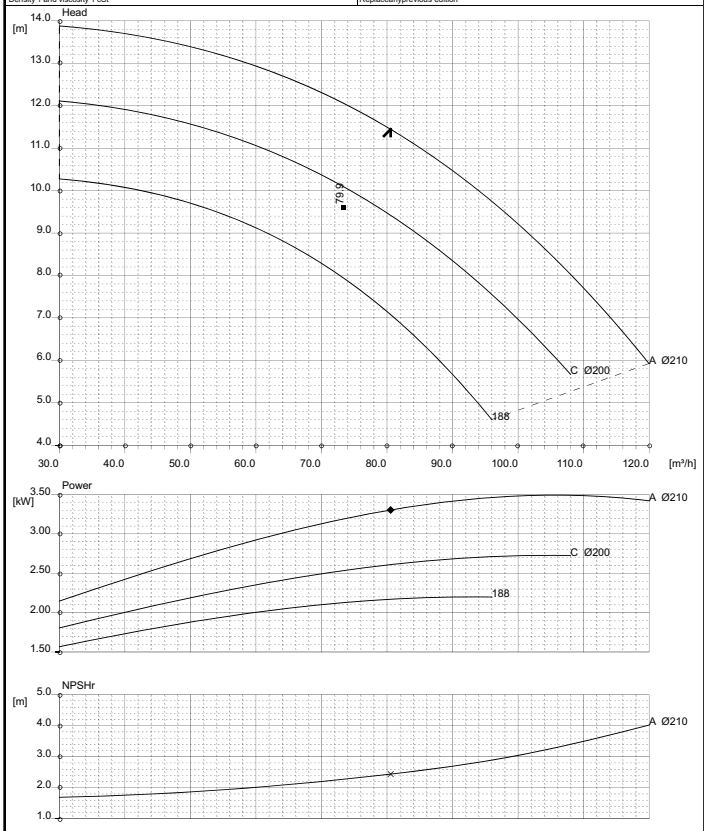

Comments

Diffuser	Impeller	NS	SSS	Author	Date	Revision
		35	111		Jan31,2011	

RN 80-25 — 2900 rpm

Curve N. T-1369

Max. diameter	Min. diameter	Maxspeed	Suction Ø	Discharge Ø
264 [mm]	207 [mm]	3500 [rpm]	100 [mm]	80 [mm]

Density 1 and viscosity 1 cSt — Replaceanyprevious edition

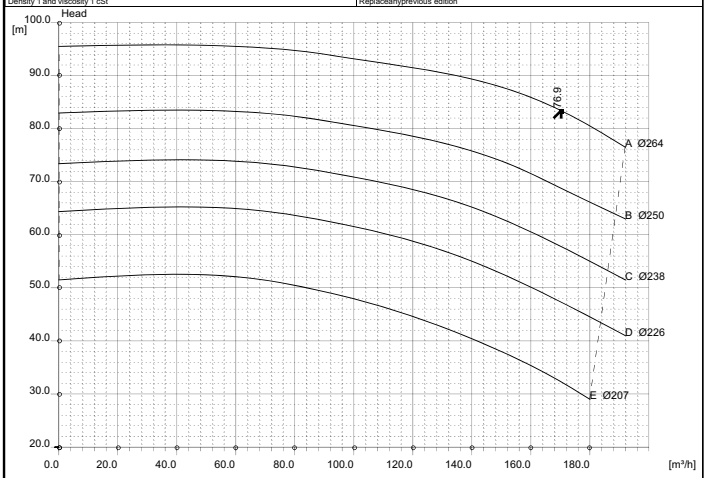

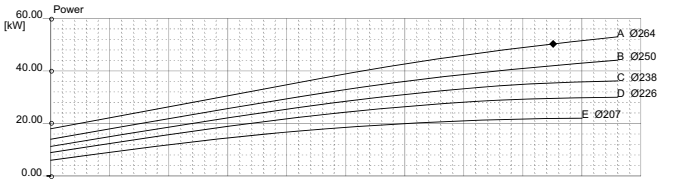

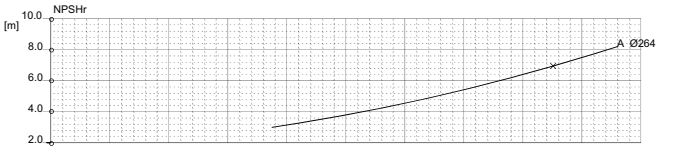

Comments

Diffuser	Impeller	NS	SSS	Author	Date	Revision
		23	147		Jan31,2011	

RN 80-25 — 1450 rpm

Curve N. T-1357

Max. diameter	Min. diameter	Maxspeed	Suction Ø	Discharge Ø
264 [mm]	188 [mm]	1999 [rpm]	100 [mm]	80 [mm]

Density 1 and viscosity 1 cSt — Replaceanyprevious edition

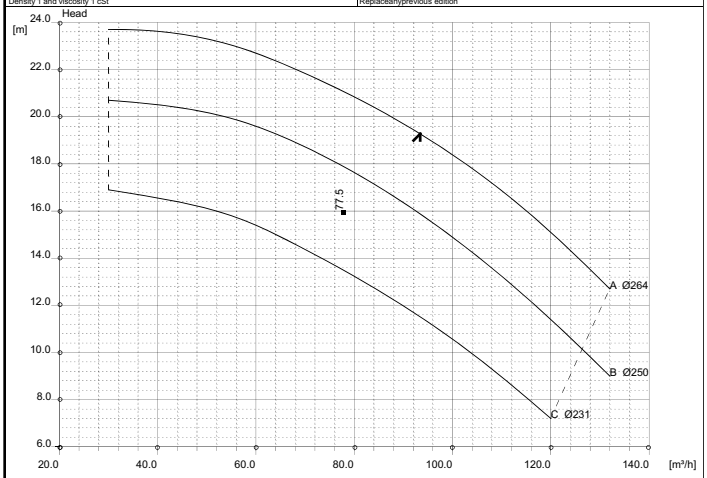

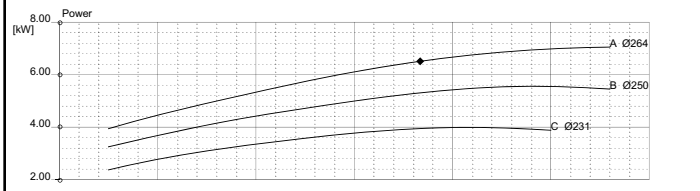

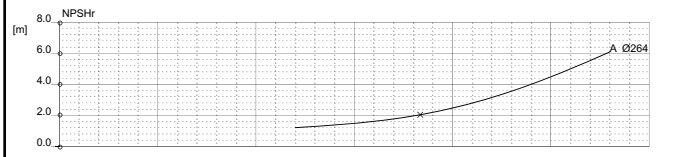

Comments

Diffuser	Impeller	NS	SSS	Author	Date	Revision
		25	137		Jan31,2011	

RN 80-31 — 1450 rpm

Curve N. T-1358

Max. diameter	Min. diameter	Maxspeed	Suction Ø	Discharge Ø
330 [mm]	292 [mm]	1999 [rpm]	100 [mm]	80 [mm]

Density 1 and viscosity 1 cSt — Replaceanyprevious edition

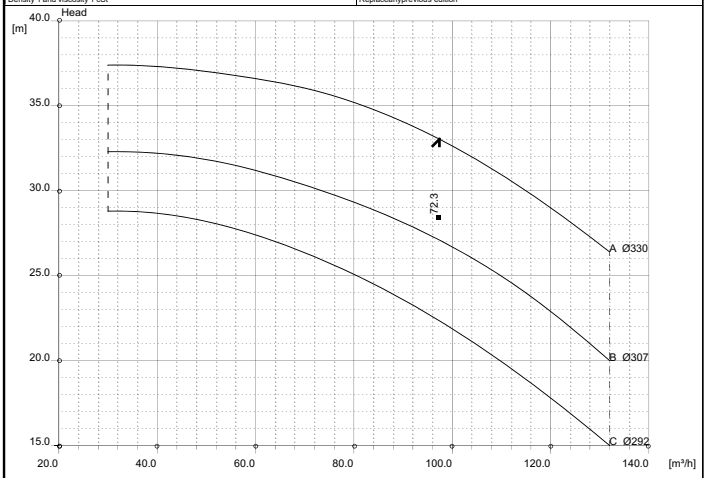

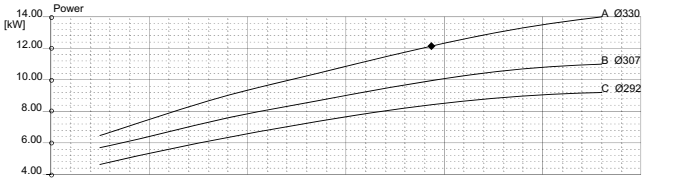

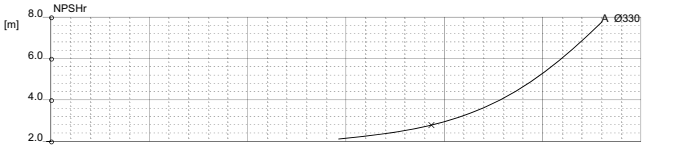

Comments

Diffuser	Impeller	NS	SSS	Author	Date	Revision
		17	111		Jan31,2011	

RN 80-40 — 1450 rpm

Curve N. T-1359

Max. diameter	Min. diameter	Maxspeed	Suction Ø	Discharge Ø
413 [mm]	367 [mm]	1999 [rpm]	125 [mm]	80 [mm]

Density 1 and viscosity 1 cSt — Replaceanyprevious edition

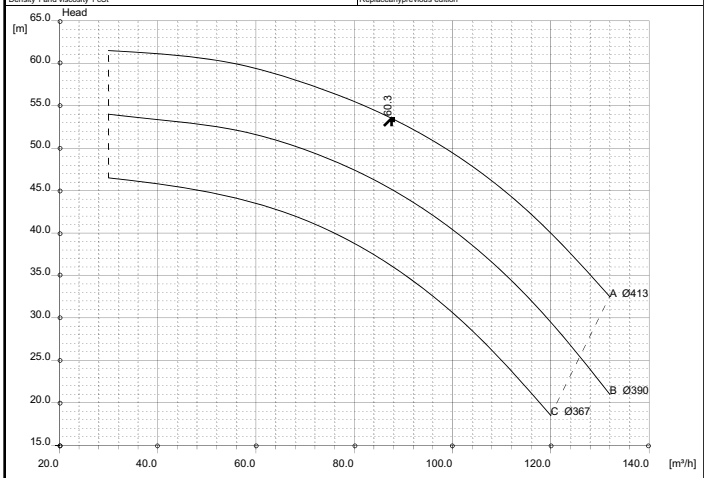

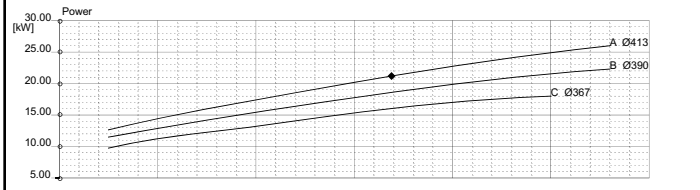

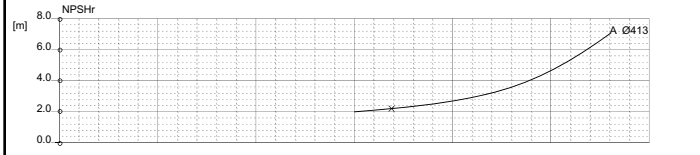

Comments

Diffuser	Impeller	NS	SSS	Author	Date	Revision
		11	125		Jan31,2011	

SALVATORE ROBUSCHI POMPE PARMA	RN 100-20	Curve N. T-1370	2900 rpm

Max. diameter	Min. diameter	Maxspeed	Suction Ø	Discharge Ø
219 [mm]	168 [mm]	3500 [rpm]	125 [mm]	100 [mm]

Density 1 and viscosity 1 cSt | Replaceanyprevious edition

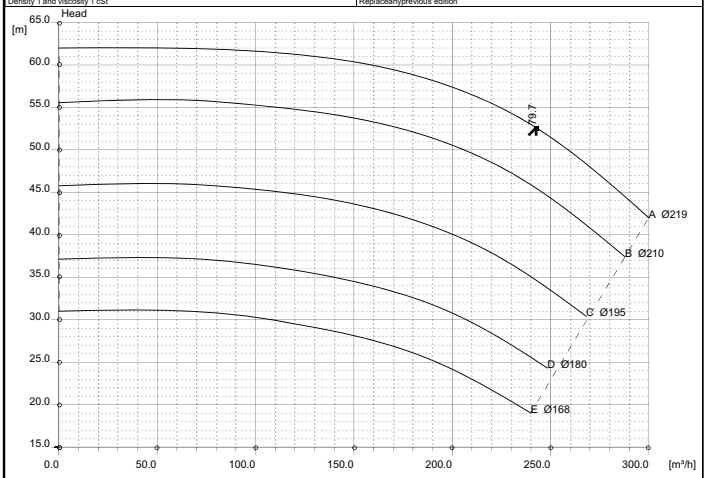

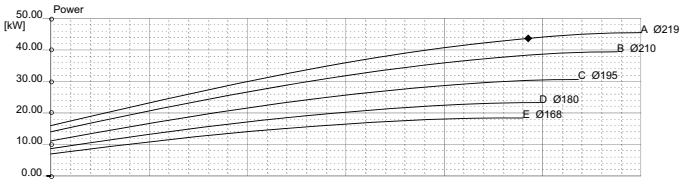

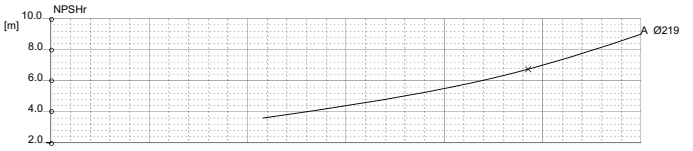

Comments

Diffuser	Impeller	NS	SSS	Author	Date	Revision
		39	180		Jan31,2011	

SALVATORE ROBUSCHI POMPE PARMA	RN 100-20	Curve N. T-1360	1450 rpm

Max. diameter	Min. diameter	Maxspeed	Suction Ø	Discharge Ø
219 [mm]	185 [mm]	1999 [rpm]	125 [mm]	100 [mm]

Density 1 and viscosity 1 cSt | Replaceanyprevious edition

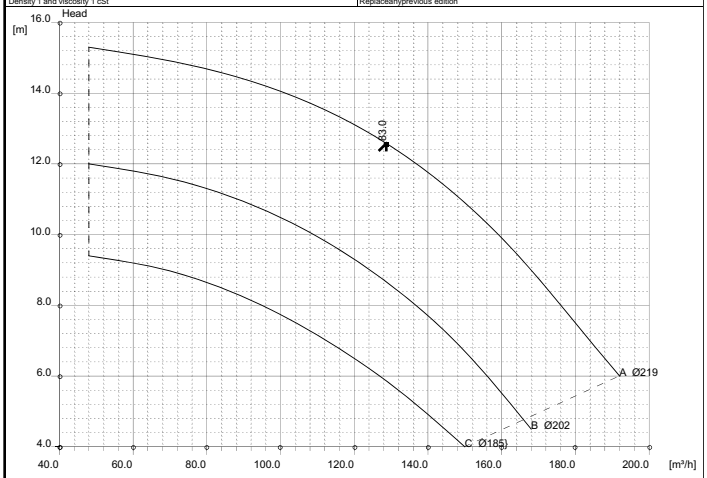

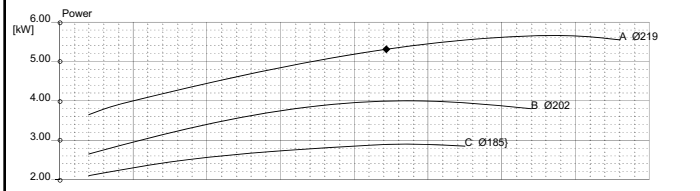

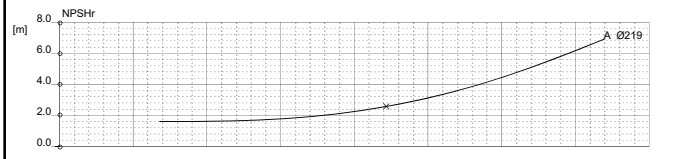

Comments

Diffuser	Impeller	NS	SSS	Author	Date	Revision
		41	135		Jan31,2011	

SALVATORE ROBUSCHI POMPE PARMA	RN 100-25	Curve N. T-1371	2900 rpm

Max. diameter	Min. diameter	Maxspeed	Suction Ø	Discharge Ø
265 [mm]	241 [mm]	3500 [rpm]	125 [mm]	100 [mm]

Density 1 and viscosity 1 cSt | Replaceanyprevious edition

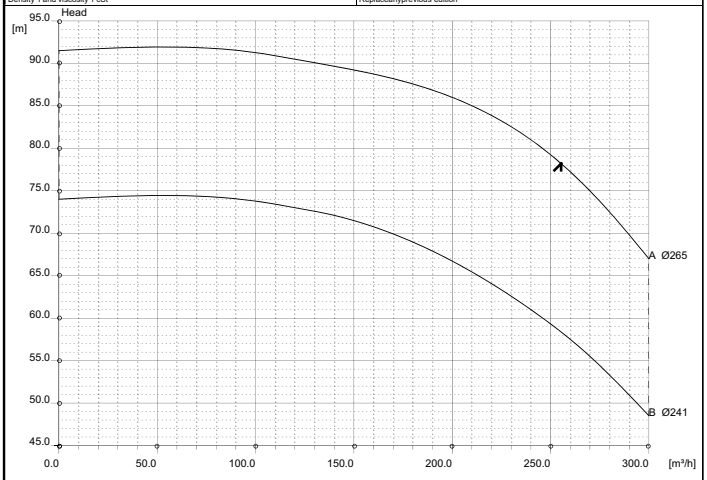

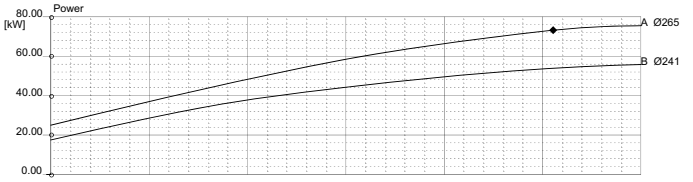

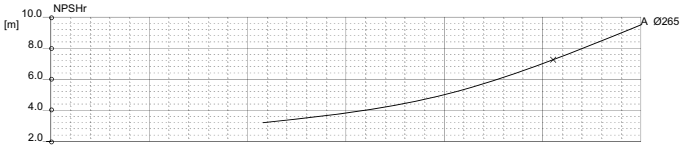

Comments

Diffuser	Impeller	NS	SSS	Author	Date	Revision
		29	175		Jan31,2011	

SALVATORE ROBUSCHI POMPE PARMA	RN 100-25	Curve N. T-1361	1450 rpm

Max. diameter	Min. diameter	Maxspeed	Suction Ø	Discharge Ø
265 [mm]	250 [mm]	1999 [rpm]	125 [mm]	100 [mm]

Density 1 and viscosity 1 cSt | Replaceanyprevious edition

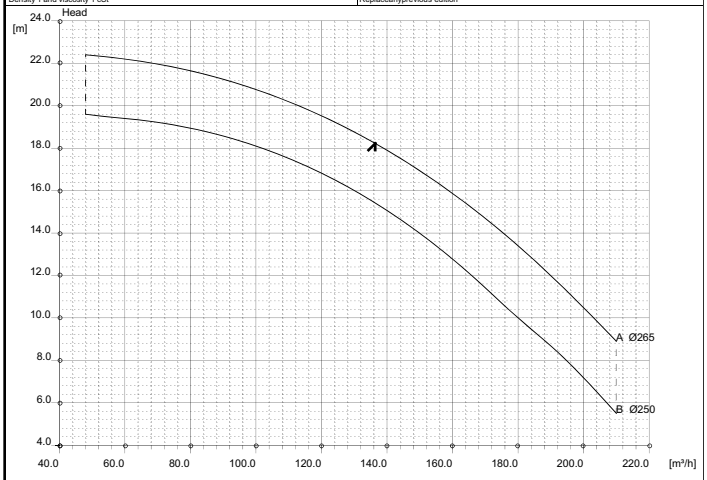

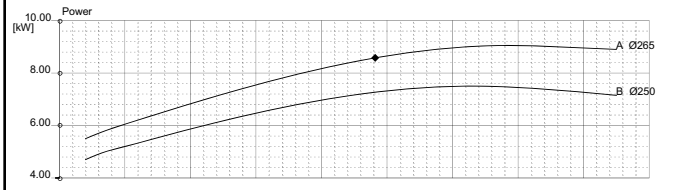

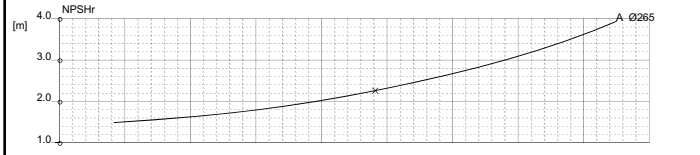

Comments

Diffuser	Impeller	NS	SSS	Author	Date	Revision
		32	153		Jan31,2011	

RN 100-31

Curve N. **T-1362**

1450 rpm

Max. diameter	Min. diameter	Maxspeed	Suction Ø	Discharge Ø
328 [mm]	286 [mm]	1999 [rpm]	125 [mm]	100 [mm]

Density 1 and viscosity 1 cSt — Replaceanyprevious edition

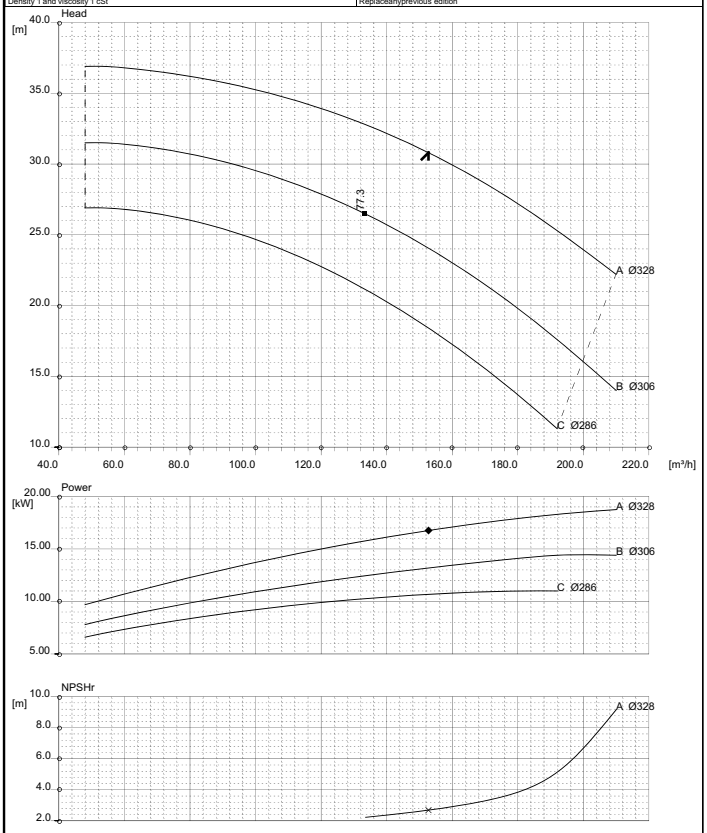

Comments

Diffuser	Impeller	NS	SSS	Author	Date	Revision
		23	142		Jan31,2011	

RN 100-40

Curve N. **T-1363**

1450 rpm

Max. diameter	Min. diameter	Maxspeed	Suction Ø	Discharge Ø
405 [mm]	347 [mm]	1999 [rpm]	125 [mm]	100 [mm]

Density 1 and viscosity 1 cSt — Replaceanyprevious edition

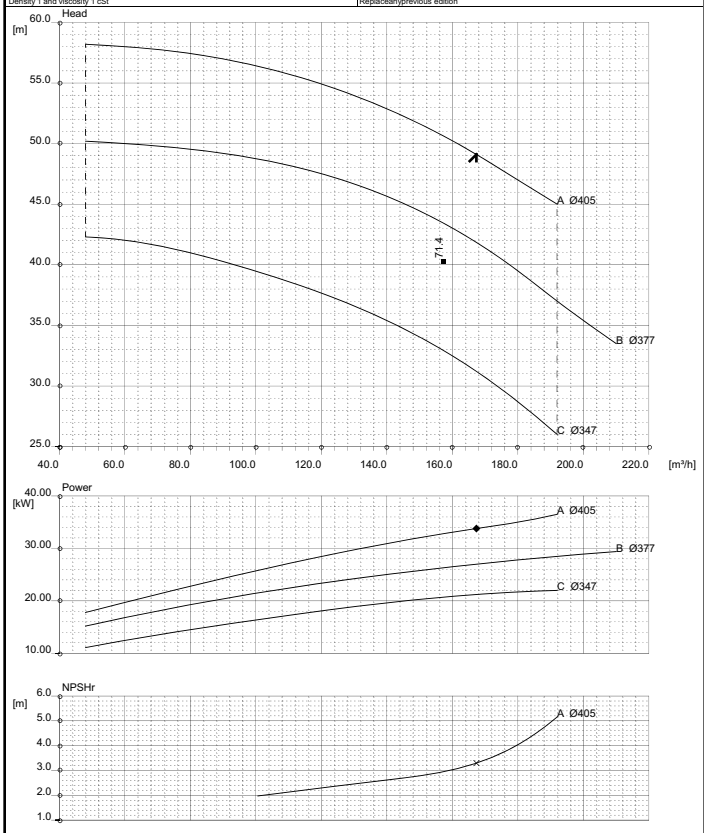

Comments

Diffuser	Impeller	NS	SSS	Author	Date	Revision
		17	128		Jan28,2011	

RN 125-25

Curve N. **T-1364**

1450 rpm

Max. diameter	Min. diameter	Maxspeed	Suction Ø	Discharge Ø
271 [mm]	203 [mm]	1999 [rpm]	150 [mm]	125 [mm]

Density 1 and viscosity 1 cSt — Replaceanyprevious edition

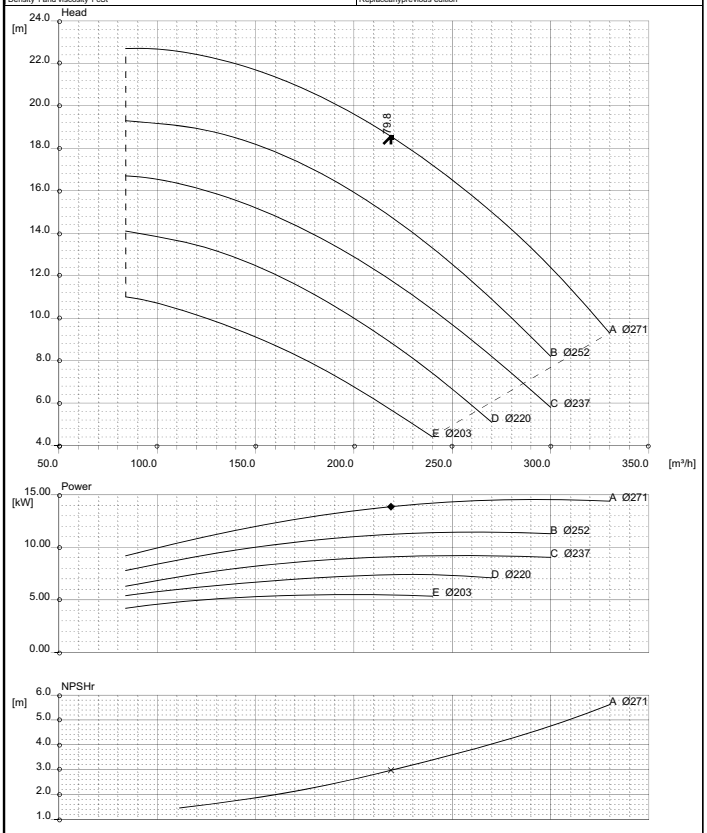

Comments

Diffuser	Impeller	NS	SSS	Author	Date	Revision
		40	158		Jan28,2011	

RN 125-31

Curve N. **T-1365**

1450 rpm

Max. diameter	Min. diameter	Maxspeed	Suction Ø	Discharge Ø
330 [mm]	295 [mm]	1999 [rpm]	150 [mm]	125 [mm]

Density 1 and viscosity 1 cSt — Replaceanyprevious edition

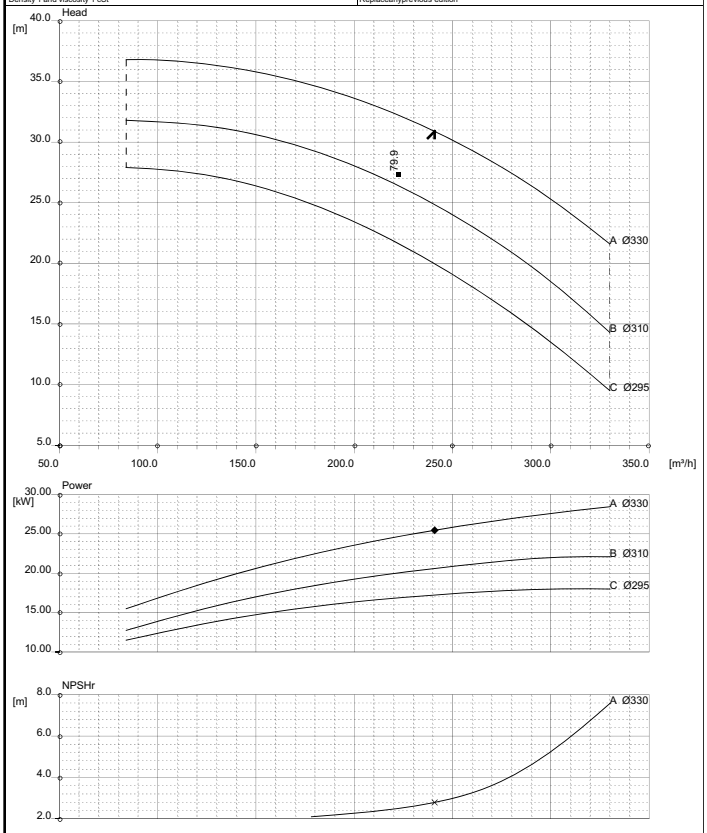

Comments

Diffuser	Impeller	NS	SSS	Author	Date	Revision
		29	174		Jan28,2011	

SALVATORE ROBUSCHI POMPE PARMA	RN 125-40	Curve N. T-1367	1450 rpm

Max. diameter	Min.diameter	Maxspeed	Suction Ø	Discharge Ø
405 [mm]	364 [mm]	1999 [rpm]	150 [mm]	125 [mm]

Density 1 and viscosity 1 cSt | Replaceanyprevious edition

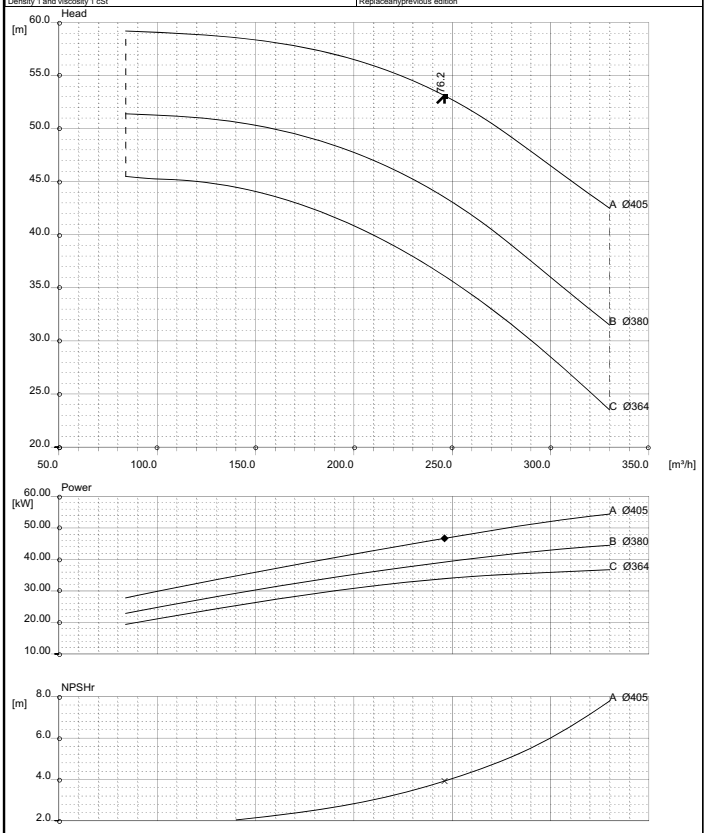

Comments

Diffuser	Impeller	NS	SSS	Author	Date	Revision
		19	136		Jan28,2011	

SALVATORE ROBUSCHI POMPE PARMA	RN 150-31	Curve N. T-1368	1450 rpm

Max. diameter	Min.diameter	Maxspeed	Suction Ø	Discharge Ø
330 [mm]	278 [mm]	1999 [rpm]	200 [mm]	150 [mm]

Density 1 and viscosity 1 cSt | Replaceanyprevious edition

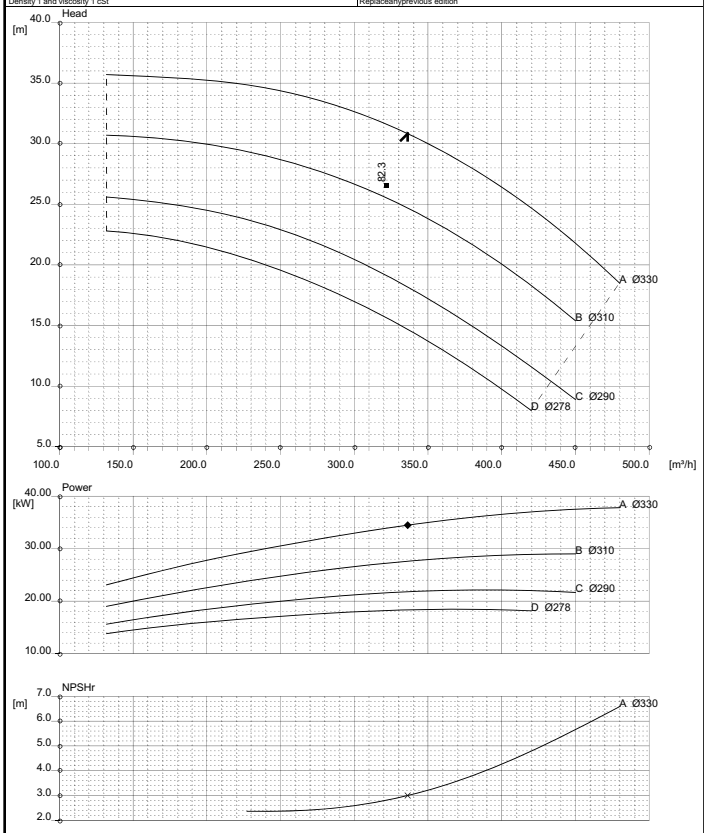

Comments

Diffuser	Impeller	NS	SSS	Author	Date	Revision
		34	194		Jan28,2011	

SALVATORE ROBUSCHI POMPE PARMA	RN 150-40	Curve N. T-1382	1450 rpm

Max. diameter	Min.diameter	Maxspeed	Suction Ø	Discharge Ø
415 [mm]	370 [mm]	1999 [rpm]	65200 [mm]	150 [mm]

Density 1 and viscosity 1 cSt | Replaceanyprevious edition

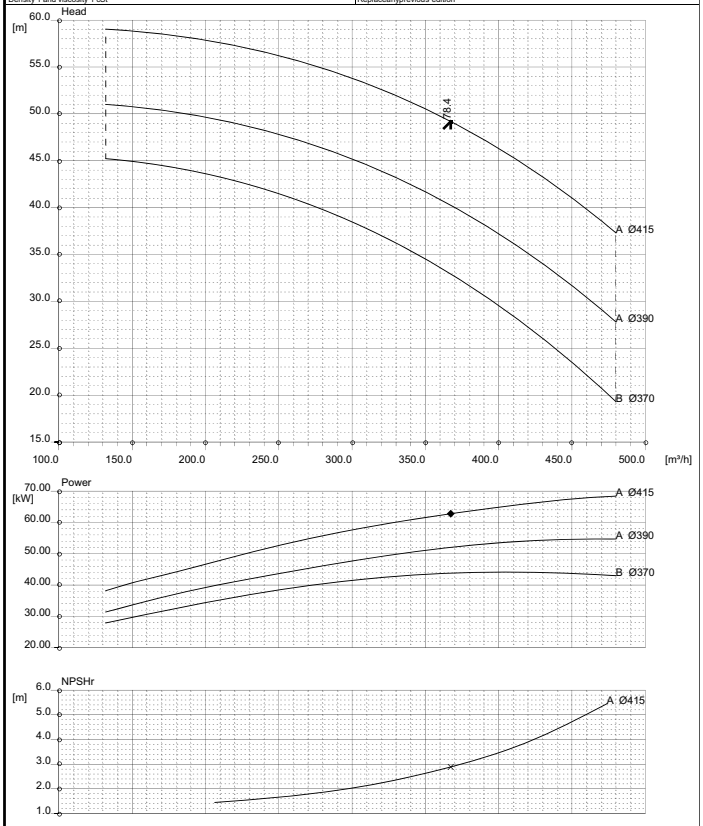

Comments

Diffuser	Impeller	NS	SSS	Author	Date	Revision
		25	209		Jan28,2011	